













Komple Kelepçe Complete Clamp	1	Gövde+Cıvata+Üstlük Clamp Body+Bolt+Cover Plate	3	Montaj Delikli Kelepçe Completed Clamp with Elongated Weld Plate	5	Raya Uyumlu Kelepçe Clamp with Rail Nut	7	Kelepçe Üst Takım Clamp Cover Set	9
									
Gövde+Cıvata Clamp Body+Screw	2	Çift Plakalı Kelepçe Double Plated Clamp	4	Çift Plakalı Montaj Delikli Kelepçe Double Plated Clamp with Elongated Weld Plate	6	Raya Uyumlu Üstlük Kelepçe/Clamp with Cover Plate + Rail Nut	8	Kelepçe Gövdesi Clamp Body	10
									
Sayfa / Page	8	Sayfa / Page	9	Sayfa / Page	10	Sayfa / Page	11	Sayfa / Page	12

Alt Plaka Weld Plate	11	İkili Alt Plaka Twin Weld Plate	13	L Altlık Angled Weld Plate	15	Montaj Rayı Mounting Rail	17	Gömme Başlı Cıvata Socket Cap Screw	19	Ara Bağlantı Cıvatası Stacking Bolt	21
											
Montaj Delikli Alt Plaka Elongated Weld Plate	12	Coklu Alt Plaka Group Weld Plate	14	Üst Plaka Cover Plate	16	Ray Somunu Rail Nut	18	Altıköşe Başlı Cıvata Hexagon Head Bolt	20	Ara Bağlantı Plakası Safety Locking Plate	22
											
Sayfa / Page	13	Sayfa / Page	14	Sayfa / Page	15	Sayfa / Page	16	Sayfa / Page	17	Sayfa / Page	18

Komple Kelepçe Complete Clamp	23	Montaj Delikli Kelepçe Complete Clamp with Elongated Weld Plate	25	Sırt Sırtta Montaj Delikli Kelepçe Double Clamp with Elongated Weld Plate	27	Kelepçe Üst Takım Clamp Cover Set	29
							
Gövde + Cıvata + Üstlük Clamp Body + Bolt + Cover Plate	24	Sırt Sırtta Kelepçe Double Clamp	26	Raya Uyumlu Kelepçe Clamp with Rail Nut	28	Gövde + Cıvata + Altlık Clamp Body + Screw + Weld Plate	30
							
Sayfa / Page	20-21	Sayfa / Page	22-23	Sayfa / Page	24-25	Sayfa / Page	26-27


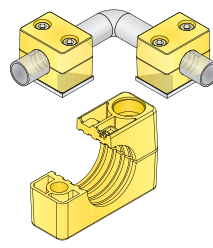


Kelepçe Gövdesi Clamp Body	31	Üst Plaka Cover Plate	33	Sırt Sırtta Kelepçe için Alt Plaka/Weld Plate for Double Clamps	35	Sırt Sırtta Kelepçe için Üst Plaka/Cover Plate for Double Clamps	37	Altıköşe Başlı Cıvata Hexagon Head Bolt	39	Montaj Rayı Mounting Rail	41
											
Alt Plaka Weld Plate	32	Montaj Delikli Alt Plaka/Elongated Weld Plate	34	Sırt Sırtta Kelepçe için Montaj Delikli Alt Plaka Elongated Weld Plate for Double Clamps	36	Ara Bağlantı Plakası Safety Locking Plate	38	Ara Bağlantı Cıvatası Stacking Bolt	40	Ray Somunu Rail Nut	42
											
Sayfa / Page	28-29	Sayfa / Page	30-31	Sayfa / Page	32-33	Sayfa / Page	34-35	Sayfa / Page	36-37	Sayfa / Page	38

İkiz Seri / Twin Series

DIN 3015/3

Komple Kelepçe Complete Clamp	43	Gövde + Cıvata + Üstlük Clamp Body + Bolt + Cover Plate	44	Raya Uyumlu Kelepçe Clamp with Rail Nut	45	Kelepçe Üst Takım Clamp Cover Set	46		
									
Sayfa / Page	40	Sayfa / Page	40	Sayfa / Page	41	Sayfa / Page	41		
Kelepçe Gövdesi Clamp Body	47	Üst Plaka Cover Plate	49	Montaj Rayı Mounting Rail	51	Altıköşe Başlı Cıvata Hexagon Head Bolt	53	Ara Bağlantı Plakası Safety Locking Plate	55
									
Alt Plaka Weld Plate	48	Coklu Alt Plaka Group Weld Plate	50	Ray Somunu Rail Nut	52	Ara Bağlantı Cıvatası Stacking Bolt	54		
									
Sayfa / Page	42	Sayfa / Page	43	Sayfa / Page	44	Sayfa / Page	45	Sayfa / Page	46

Diğer Kelepçe Grupları ve Aksesuarlar - Teknik Bilgiler / Other Clamp Groups & Accessories - Technical Data

Ağır Seri İkiz Kelepçe Heavy Series Twin Design	56	Elastomerli Kelepçeler Clamps with Elastomer Insert	57	Boru Kelepçeleri Teknik Bilgi Pipe Clamps Technical Data		Metal Boru Kelepçeleri Metal Pipe Clamps	59	Metal Boru Kelepçeleri Metal Pipe Clamps	60		
											
Sayfa / Page	48	Sayfa / Page	49	Sayfa / Page	50-51-52	Sayfa / Page	53	Sayfa / Page	54		
Metal Boru Kelepçeleri Metal Pipe Clamps	61	Metal Boru Kelepçeleri Metal Pipe Clamps	63	Metal Boru Kelepçeleri Metal Pipe Clamps	65	Malzemeler ve Malzeme Özellikleri Materials, Material Properties		Özel Üretim Kelepçeler Special Production Clamps		Plastik Kapaklar ve Tapalar Plastic Caps & Plugs	
											
Metal Boru Kelepçeleri Metal Pipe Clamps	62	Metal Boru Kelepçeleri Metal Pipe Clamps	64	Hidrolik Depo Kapakları Filler Breathers	66						
											
Sayfa / Page	55-56	Sayfa / Page	57-58	Sayfa / Page	59-60	Sayfa / Page	61	Sayfa / Page	62-63	Sayfa / Page	64

KOMPLE KELEPÇELER / COMPLETE CLAMPS

Cins / Type	Bağlantı Parçaları / Fitting Components			Kelepçe Gövdesi / Clamp Body			Boyut / Dimension	
* *	*	*	*	*	*	*	* * *	* * * *
Cins / Type CD Demonte / Unmounted CM Montajlı / Assembled	Vida Tipi / Thread Type C UNC F UNF M Metrik / Metric W Whitworth T Tanımsız / Undefined			Renk / Colour H Siyah / Black M Mavi / Blue S Sarı / Yellow T Natürel / Natural Y Yeşil / Green			Ölçü / Size 006.0 mm ---- ---- 406.4 mm	
Cıvata + Altılık Tipi / Screw - Bolt Types + Weld Plate 00 GB + Standart Altılık / Standard Weld Plate 01 GB + Montaj Delikli Altılık / Elongated Weld Plate 28 GB + Altıksız / Without Weld Plate 30 GB + Ray Somunlu / With Rail Nut 40 AKB + Standart Altılık / Standard Weld Plate 41 AKB + Montaj Delikli Altılık / Elongated Weld Plate 60 AKB + Sırt Sırta Altılık / Weld Plate for Double Clamps 61 AKB + Sırt Sırta Montaj Delikli Altılık / Elongated Weld Plate for Double Clamps 68 AKB + Altıksız / Without Weld Plate 70 AKB + Ray Somunlu / With Rail Nut aa Altıksız Cıvatasız / Without Weld Plate and Without Screw-Bolt				Gövde Tipi / Clamp Body Design 1 Kanallı / Profiled 2 Düz / Smooth 4 Elastomerli / For Elastomer Insert 5 Tırtırlı / Serrated			Malzeme / Material A Alüminyum / Aluminum N Polyamid / Polyamide T TPE (Thermoplastic Elastomer) P Polipropilen / Polypropylene	
GB : Gömme Başlı Cıvata (İmbus) / Socket Cap Screw AKB : Altı Köşe Başlı Cıvata / Hexagon Head Bolt				Üstlük + Ara Plaka Tipi / Cover Plates + Connection Types 0 Üstlüksüz / Without Cover Plate 1 Üstlüklü / With Cover Plate 6 Ara Plakalı, Ara Cıvatalı / With Safety Locking Plate, Stacking Bolt			Grup / Group G0-G1.....G7-G8 Standart Seri / Standard Series A1-A2.....A9-A0 Ağır Seri / Heavy Series H2-H3 Ağır Seri İkiz Kelepçeler / Heavy Series Twin Design I1-I2-I3-I4-I5 İkiz Seri / Twin Series	
Metal+Kaplama Tipi / Metal+Surface Finishing 0 Kaplamasız / Uncoated 1 Fosfat / Phosphated 2 Delta DMS 3 Fe/Zn 8C Cr3-B / Galvaniz / Galvanised 4 CrNi 304 / AISI 304 6 CrNi 316 / AISI 316 9 Çinko Nikel (Fe/ZnNi) / Zinc/Nickel				Gövde Malzemesi / Clamp Body Material A Alüminyum / Aluminum N Polyamid / Polyamide T TPE (Thermoplastic Elastomer) P Polipropilen / Polypropylene			Ölçü / Size 006.0 mm ---- ---- 406.4 mm	

KELEPÇE GÖVDESİ / CLAMP BODY

Cins / Type	Gövde Malzemesi / Clamp Body Material	Renk / Colour	Grup / Group	Ölçü / Size
* *	*	*	* *	* * * *
C1 Tek Gövde / Clamp Halve C2 Gövde Takım / Clamp Body	A Alüminyum / Aluminum N Polyamid / Polyamide T TPE (Thermoplastic Elastomer) P Polipropilen / Polypropylene	H Siyah / Black M Mavi / Blue S Sarı / Yellow T Natürel / Natural Y Yeşil / Green	G0-G1.....G7-G8 Standart Seri / Standard Series A1-A2.....A9-A0 Ağır Seri / Heavy Series H2-H3 Ağır Seri İkiz Kelepçeler / Heavy Series Twin Design I1-I2-I3-I4-I5 İkiz Seri / Twin Series	Ölçü / Size 006.0 mm ---- ---- 406.4 mm
Gövde Tipi / Clamp Body Design 1 Kanallı / Profiled 2 Düz / Smooth 4 Elastomerli / For Elastomer Insert 5 Tırtırlı / Serrated				

ELASTOMER GÖBEK / ELASTOMER INSERT

Cins / Type	Grup / Group	Malzeme / Material	Ölçü / Size
* *	*	* *	* * * *
C4 Elastomer Göbek / Elastomer Insert	G4-G6 Standart Seri / Standard Series A2.....A7-A8 Ağır Seri / Heavy Series	T TPE (Thermoplastic Elastomer)	Ölçü / Size 006.0 mm ---- ---- 168.3 mm

METAL PARÇALAR / METAL PARTS

**		**		*		*		****	
Cins / Type		Tip / Design		Vida Tipi / Thread Type		Metal+Kaplama Tipi / Metal+Surface Finishing		Grup / Group	
CA	Altlık / Weld Plate	00	Standart / Standard	C	UNC	0	Kaplamasız / Uncoated	G0-G1.....G7-G8	Standart Seri / Standard Series
CH	Ara Plaka / Safety Locking Plate	01	Montaj Delikli / Elongated	F	UNF	1	Fosfat / Phosphated	A1-A2.....A9-A0	Ağır Seri / Heavy Series
CU	Üstlük / Cover Plate	02	İkili / Double	M	Metrik / Metric	2	Delta DMS	H2-H3	Ağır Seri İkiz Kelepler / Heavy Series Twin Design
		03	Üçlü / Triple	W	Whitworth	3	Fe/Zn 8C Cr3-B / Galvaniz / Galvanised	I1-I2-I3-I4-I5	İkiz Seri / Twin Series
		T	Tanımsız / Undefined	4	CrNi 304 / AISI 304		
				6	CrNi 316 / AISI 316		
		20	Sırt Sırt / Double Weld Plate			9	Çinko Nikel (Fe/ZnNi) / Zinc/Nickel		
		21	Sırt Sırt Montaj Delikli / Elongated Double Weld Plate						
		27	L Altlık / Angled Weld Plate						

CIVATA / SCREW-BOLT

**		*		*		***		***	
Cins / Type		Civata Tipi / Screw-Bolt Type		Vida Tipi / Thread Type		Metal+Kaplama Tipi / Metal+Surface Finishing		Vida Ölçüsü / Screw - Bolt Size	
CC	Civata / Screw, Bolt	A	Altköşe Başlı / Hexagon Head Bolt	C	UNC	2	Delta DMS		
		B	Ara Bağlantı / Stacking Bolt	F	UNF	3	Fe/Zn 8C Cr3-B / Galvaniz / Galvanised		
		G	Gömme Başlı Civata (İmbus) / Socket Cap Screw	M	Metrik / Metric	4	CrNi 304 / AISI 304		
				W	Whitworth	6	CrNi 316 / AISI 316		
						9	Çinko Nikel (Fe/ZnNi) / Zinc/Nickel		

RAY SOMUNU / RAIL NUT

***		*		*		*		***	
Cins / Type		Tip / Design		Vida Tipi / Thread Type		Metal+Kaplama Tipi / Metal+Surface Finishing		Vida Ölçüsü / Screw - Bolt Size	
CRS	Ray Somunu / Rail Nut	1	Standart / Standard	C	UNC	2	Delta DMS		
		2	Yuvarlak / Round	F	UNF	3	Fe/Zn 8C Cr3-B / Galvaniz / Galvanised		
		5	Contalı / With Rubber Head	M	Metrik / Metric	4	CrNi 304 / AISI 304		
				W	Whitworth	6	CrNi 316 / AISI 316		
						9	Çinko Nikel (Fe/ZnNi) / Zinc/Nickel		

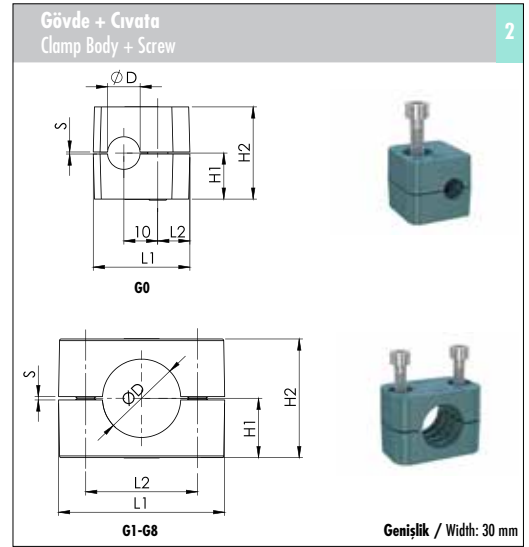
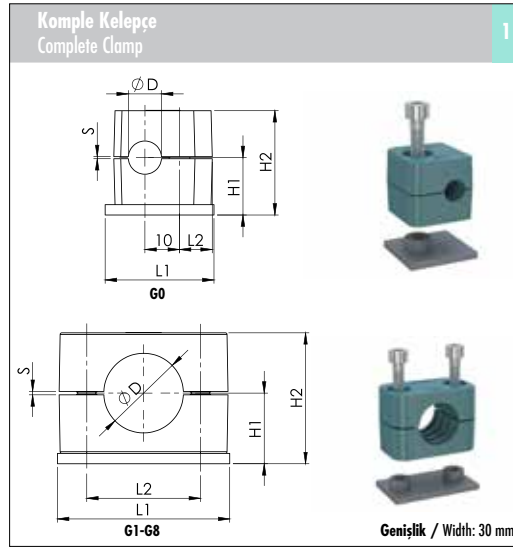
RAY / RAIL

***		*		****		*	
Cins / Type		Metal+Kaplama Tipi / Metal+Surface Finishing		Ölçü / Size		Boy / Length	
CRY	Ray / Rail	0	Kaplamasız / Uncoated				
		2	Delta DMS				
		3	Fe/Zn 8C Cr3-B / Galvaniz / Galvanised				
		4	CrNi 304 / AISI 304				
		6	CrNi 316 / AISI 316				
		9	Çinko Nikel (Fe/ZnNi) / Zinc/Nickel				

STANDART SERİ / STANDARD SERIES



Metal + Kaplama Tipi Metal + Surface Finishing		Gövde Malzemesi Clamp Body Material	
0	Kaplanasız / Uncoated	A	Alüminyum / Aluminum
1	Fosfat / Phosphated / Fe/Znph	N	Polyamid / Polyamide
3	Galvaniz / Galvanized / Fe/Zn 8C Cr3-B	T	TPE
4	CrNi 304 AISI 304	P	Polipropilen / Polypropylene
6	CrNi 316 AISI 316		
9	Çinko Nikel / Zinc Nickel Fe/ZnNi		



Farklı malzeme talepleriniz için lütfen LMC Makina'ya danışınız.

For different material request please consult LMC Makina.

C M 0 0 M 0 1 P 1 Y G 1 X X X . X

Metal + Kaplama Tipi
Metal + Surface Finishing

Gövde Malzemesi
Clamp Body Material

Gövde Renk
Clamp Body Colour

Grup
Group

Ölçü
Size

C D 2 8 M 0 3 P 1 Y G 1 X X X . X

Metal + Kaplama Tipi
Metal + Surface Finishing

Gövde Malzemesi
Clamp Body Material

Gövde Renk
Clamp Body Colour

Grup
Group

Ölçü
Size

Grup Group	Dış Çap (ØD) O.D. of Pipe / Tube/Hose mm	Anma Çapı (R) Boru Dış Nominal Bore Pipe inch	Dış Çap (ØD) O.D. of Pipe / Tube/Hose inch
G0	6		1/4
	6.4		5/16
	8		3/8
	9.5	R 1/8	
	10		
G1	12		
	6		1/4
	6.4		5/16
	8		3/8
	9.5	R 1/8	
G2	10		
	12		
	12.7		1/2
	13.5	R 1/4	
	14		
G3	15		
	16		5/8
	17.2	R 3/8	
	18		
	19		3/4
G4	20		
	21.3	R 1/2	
	22		7/8
	23		
	25		
G5	25.4		1
	26.9	R 3/4	
	28		
	30		
	32		1 1/4
G6	33.7	R 1	
	35		
	38		1 1/2
	40		
	42	R 1 1/4	
G7	44.5		1 3/4
	48.3	R 1 1/2	
	50.8		2
	57.2		2 1/4
	60.3	R 2	
G8	63.5		2 1/2
	70		2 3/4
	73		
	76.1	R 2 1/2	3
	88.9	R 3	3 1/2
101.6		4	


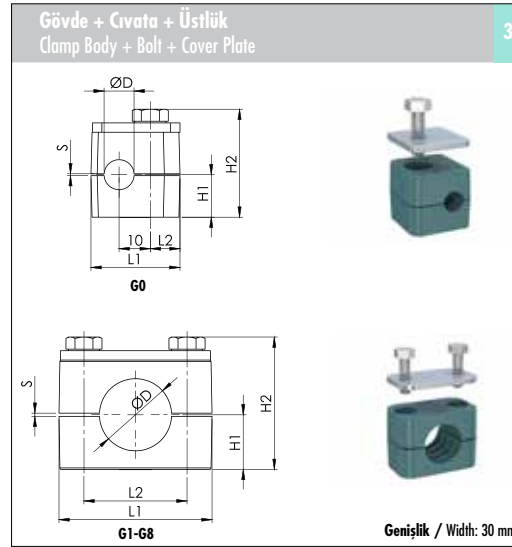
Ölçü Tablosu Dimension Table					Sipariş Kodu Order Code
L1	L2	H1	H2	S min.	
28	9.5	16.5	30	0.4	CM00M01PYG0006.0
					CM00M01PYG0006.4
					CM00M01PYG0008.0
					CM00M01PYG0009.5
					CM00M01PYG0010.0
					CM00M01PYG0012.0
36	20	16.5	30	0.4	CM00M01PYG1006.0
					CM00M01PYG1006.4
					CM00M01PYG1008.0
					CM00M01PYG1009.5
					CM00M01PYG1010.0
					CM00M01PYG1012.0
42	26	19.5	36	0.6	CM00M01PYG2012.7
					CM00M01PYG2013.5
					CM00M01PYG2014.0
					CM00M01PYG2015.0
					CM00M01PYG2016.0
					CM00M01PYG2017.2
50	33	21	39	0.6	CM00M01PYG2018.0
					CM00M01PYG3019.0
					CM00M01PYG3020.0
					CM00M01PYG3021.3
					CM00M01PYG3022.0
					CM00M01PYG3023.0
59	40	24	45	0.6	CM00M01PYG3025.0
					CM00M01PYG3025.4
					CM00M01PYG4026.9
					CM00M01PYG4028.0
					CM00M01PYG4030.0
					CM00M01PYG5032.0
71	52	32	61	0.8	CM00M01PYG5033.7
					CM00M01PYG5035.0
					CM00M01PYG5038.0
					CM00M01PYG5040.0
					CM00M01PYG5042.0
					CM00M01PYG6044.5
86	66	36	69	0.8	CM00M01PYG6048.3
					CM00M01PYG6050.8
					CM00M01PYG7057.2
					CM00M01PYG7060.3
					CM00M01PYG7063.5
					CM00M01PYG7070.0
121	94	51.5	98	0.8	CM00M01PYG7073.0
					CM00M01PYG7076.1
					CM00M01PYG8088.9
					CM00M01PYG8101.6

Ölçü Tablosu Dimension Table					Sipariş Kodu Order Code
L1	L2	H1	H2	S min.	
28	9.5	13.5	27	0.4	CD28M03PYG0006.0
					CD28M03PYG0006.4
					CD28M03PYG0008.0
					CD28M03PYG0009.5
					CD28M03PYG0010.0
					CD28M03PYG0012.0
36	20	13.5	27	0.4	CD28M03PYG1006.0
					CD28M03PYG1006.4
					CD28M03PYG1008.0
					CD28M03PYG1009.5
					CD28M03PYG1010.0
					CD28M03PYG1012.0
42	26	16.5	33	0.6	CD28M03PYG2012.7
					CD28M03PYG2013.5
					CD28M03PYG2014.0
					CD28M03PYG2015.0
					CD28M03PYG2016.0
					CD28M03PYG2017.2
50	33	18	36	0.6	CD28M03PYG2018.0
					CD28M03PYG3019.0
					CD28M03PYG3020.0
					CD28M03PYG3021.3
					CD28M03PYG3022.0
					CD28M03PYG3023.0
59	40	21	42	0.6	CD28M03PYG3025.0
					CD28M03PYG3025.4
					CD28M03PYG4026.9
					CD28M03PYG4028.0
					CD28M03PYG4030.0
					CD28M03PYG5032.0
71	52	29	58	0.8	CD28M03PYG5033.7
					CD28M03PYG5035.0
					CD28M03PYG5038.0
					CD28M03PYG5040.0
					CD28M03PYG5042.0
					CD28M03PYG6044.5
86	66	33	66	0.8	CD28M03PYG6048.3
					CD28M03PYG6050.8
					CD28M03PYG7057.2
					CD28M03PYG7060.3
					CD28M03PYG7063.5
					CD28M03PYG7070.0
121	94	46.5	93	0.8	CD28M03PYG7073.0
					CD28M03PYG7076.1
					CD28M03PYG8088.9
					CD28M03PYG8101.6

Metal + Kaplama Tipi		Gövde Malzemesi	
Metal + Surface Finishing		Clamp Body Material	
0	Kaplanmaz / Uncoated	A	Alüminyum / Aluminum
1	Fosfat / Phosphated / Fe/Znph	N	Polyamid / Polyamide
3	Galvaniz / Galvanized / Fe/Zn BC Cr3-B	T	TPE
4	CrNi 304 AISI 304	P	Polipropilen / Polypropylene
6	CrNi 316 AISI 316		
9	Çinko Nikel / Zinc Nickel / Fe/ZnNi		

Farklı malzeme talepleriniz için lütfen LMC Makina'ya danışınız.

For different material request please consult LMC Makina.



C	D	6	8	M	I	3	P	1	Y	G	I	X	X	X	. X

Metal + Kaplama Tipi
Metal + Surface Finishing
Gövde Malzemesi
Clamp Body Material

Gövde Renk
Clamp Body Colour

Grup
Group

Ölçü
Size

C	M	4	0	M	I	1	P	1	Y	G	I	X	X	X	. X

Metal + Kaplama Tipi
Metal + Surface Finishing
Gövde Malzemesi
Clamp Body Material

Gövde Renk
Clamp Body Colour

Grup
Group

Ölçü
Size

Grup	Dış Çap (ØD)	Anma Çapı (R) Boru Dış	Dış Çap (ØD)
Group	O.D. of Pipe / Tube / Hose mm	Nominal Bore Pipe Inch	O.D. of Pipe / Tube / Hose inch
G0	6		
	6.4		1/4
	8		5/16
	9.5	R 1/8	3/8
	10		
G1	12		
	6		
	6.4		1/4
	8		5/16
	9.5	R 1/8	3/8
G2	10		
	12		
	12.7		1/2
	13.5	R 1/4	
	14		
G3	15		
	16		5/8
	17.2	R 3/8	
	18		
	19		3/4
G4	20		
	21.3	R 1/2	
	22		7/8
	23		
	25		1
G5	25.4		
	26.9	R 3/4	
	28		
	30		
	32		1 1/4
G6	33.7	R 1	
	35		
	38		1 1/2
	40		
	42	R 1 1/4	
G7	44.5		1 3/4
	48.3	R 1 1/2	
	50.8		2
	57.2		2 1/4
	60.3	R 2	
G8	63.5		2 1/2
	70		2 3/4
	73		
	76.1	R 2 1/2	3
	88.9	R 3	3 1/2
101.6		4	

Ölçü Tablosu						Sipariş Kodu
Dimension Table						
L1	L2	H1	H2	S min.		
28	9.5	13.5	34	0.4	CD68M13P1YG0006.0	
					CD68M13P1YG0006.4	
					CD68M13P1YG0008.0	
					CD68M13P1YG0009.5	
					CD68M13P1YG0010.0	
					CD68M13P1YG0012.0	
36	20	13.5	34	0.4	CD68M13P1YG1006.0	
					CD68M13P1YG1006.4	
					CD68M13P1YG1008.0	
					CD68M13P1YG1009.5	
					CD68M13P1YG1010.0	
					CD68M13P1YG1012.0	
42	26	16.5	40	0.6	CD68M13P1YG2012.7	
					CD68M13P1YG2013.5	
					CD68M13P1YG2014.0	
					CD68M13P1YG2015.0	
					CD68M13P1YG2016.0	
					CD68M13P1YG2017.2	
50	33	18	43	0.6	CD68M13P1YG2018.0	
					CD68M13P1YG3019.0	
					CD68M13P1YG3020.0	
					CD68M13P1YG3021.3	
					CD68M13P1YG3022.0	
					CD68M13P1YG3023.0	
59	40	21	49	0.6	CD68M13P1YG3025.0	
					CD68M13P1YG3025.4	
					CD68M13P1YG4026.9	
					CD68M13P1YG4028.0	
					CD68M13P1YG4030.0	
71	52	29	65	0.8	CD68M13P1YG5032.0	
					CD68M13P1YG5033.7	
					CD68M13P1YG5035.0	
					CD68M13P1YG5038.0	
					CD68M13P1YG5040.0	
					CD68M13P1YG5042.0	
86	66	33	73	0.8	CD68M13P1YG6044.5	
					CD68M13P1YG6048.3	
					CD68M13P1YG6050.8	
121	94	46.5	102	0.8	CD68M13P1YG7057.2	
					CD68M13P1YG7060.3	
					CD68M13P1YG7063.5	
					CD68M13P1YG7070.0	
					CD68M13P1YG7073.0	
					CD68M13P1YG7076.1	
147	120	59	127	0.8	CD68M13P1YG8088.9	
					CD68M13P1YG8101.6	

Ölçü Tablosu						Sipariş Kodu
Dimension Table						
L1	L2	H1	H2	S min.		
31.5	9.5	16.5	37	0.4	CM40M11P1YG0006.0	
					CM40M11P1YG0006.4	
					CM40M11P1YG0008.0	
					CM40M11P1YG0009.5	
					CM40M11P1YG0010.0	
					CM40M11P1YG0012.0	
36	20	16.5	37	0.4	CM40M11P1YG1006.0	
					CM40M11P1YG1006.4	
					CM40M11P1YG1008.0	
					CM40M11P1YG1009.5	
					CM40M11P1YG1010.0	
					CM40M11P1YG1012.0	
42	26	19.5	43	0.6	CM40M11P1YG2012.7	
					CM40M11P1YG2013.5	
					CM40M11P1YG2014.0	
					CM40M11P1YG2015.0	
					CM40M11P1YG2016.0	
					CM40M11P1YG2017.2	
50	33	21	46	0.6	CM40M11P1YG2018.0	
					CM40M11P1YG3019.0	
					CM40M11P1YG3020.0	
					CM40M11P1YG3021.3	
					CM40M11P1YG3022.0	
					CM40M11P1YG3023.0	
60	40	24	52	0.6	CM40M11P1YG3025.0	
					CM40M11P1YG3025.4	
					CM40M11P1YG4026.9	
					CM40M11P1YG4028.0	
					CM40M11P1YG4030.0	
71	52	32	68	0.8	CM40M11P1YG5032.0	
					CM40M11P1YG5033.7	
					CM40M11P1YG5035.0	
					CM40M11P1YG5038.0	
					CM40M11P1YG5040.0	
					CM40M11P1YG5042.0	
86	66	36	76	0.8	CM40M11P1YG6044.5	
					CM40M11P1YG6048.3	
					CM40M11P1YG6050.8	
122	94	51.5	107	0.8	CM40M11P1YG7057.2	
					CM40M11P1YG7060.3	
					CM40M11P1YG7063.5	
					CM40M11P1YG7070.0	
					CM40M11P1YG7073.0	
					CM40M11P1YG7076.1	
148	120	64	132	0.8	CM40M11P1YG8088.9	
					CM40M11P1YG8101.6	

Metal + Kaplama Tipi Metal + Surface Finishing		Gövde Malzemesi Clamp Body Material	
0	Kaplanmaz / Uncoated	A	Alüminyum / Aluminum
1	Fosfat / Phosphated / Fe/Znph	N	Polyamid / Polyamide
3	Galvaniz / Galvanized / Fe/Zn 8C Cr3-B	T	TPE
4	CrNi 304 AISI 304	P	Polipropilen / Polypropylene
6	CrNi 316 AISI 316		
9	Çinko Nikel / Zinc Nickel Fe/ZnNi		

Montaj Delikli Kelepçe
Complete Clamp with Elongated Weld Plate

5

G0

G1-G8

Genişlik / Width: 30 mm

Çift Plakalı Montaj Delikli Kelepçe
Double Plated Clamp with Elongated Weld Plate

6

G0

G1-G8

Genişlik / Width: 30 mm

Farklı malzeme talepleriniz için lütfen LMC Makina'ya danışınız.

For different material request please consult LMC Makina.

C M 0 1 M 0 3 P I Y G I X X X . X

Metal + Kaplama Tipi
Metal + Surface Finishing

Gövde Malzemesi
Clamp Body Material

Gövde Renk
Clamp Body Colour

Grup
Group

Ölçü
Size

C M 4 I M I 3 P I Y G I X X X . X

Metal + Kaplama Tipi
Metal + Surface Finishing

Gövde Malzemesi
Clamp Body Material

Gövde Renk
Clamp Body Colour

Grup
Group

Ölçü
Size

Grup Group	Dış Çap (ØD) O.D. of Pipe / Tube/Hose mm	Anma Çapı (R) Boru Dış Nominal Bore Pipe inch	Dış Çap (ØD) O.D. of Pipe / Tube/Hose inch
G0	6		1/4
	6.4		5/16
	8		3/8
	9.5	R 1/8	
	10		
G1	12		
	6		1/4
	6.4		5/16
	8		3/8
	9.5	R 1/8	
G2	10		
	12		
	12.7		1/2
	13.5	R 1/4	
	14		
G3	15		
	16		5/8
	17.2	R 3/8	
	18		
	19		3/4
G4	20		
	21.3	R 1/2	
	22		7/8
	23		
	25		
G5	25.4		1
	26.9	R 3/4	
	28		
	30		
	32		1 1/4
G6	33.7	R 1	
	35		
	38		1 1/2
	40		
	42	R 1 1/4	
G7	44.5		1 3/4
	48.3	R 1 1/2	
	50.8		2
	57.2		2 1/4
	60.3	R 2	
G8	63.5		2 1/2
	70		2 3/4
	73		
	76.1	R 2 1/2	3
	88.9	R 3	3 1/2
101.6		4	


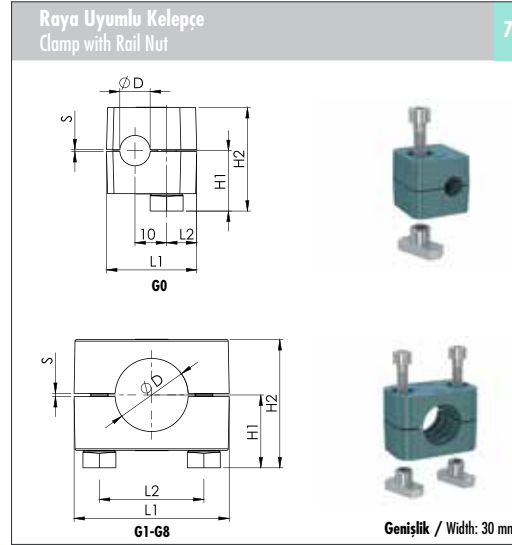
Ölçü Tablosu Dimension Table					Sipariş Kodu Order Code
L1	L2	H1	H2	S min.	
58	9.5	16.5	30	0.4	CM01M03P1YG0006.0
					CM01M03P1YG0006.4
					CM01M03P1YG0008.0
					CM01M03P1YG0009.5
					CM01M03P1YG0010.0
					CM01M03P1YG0012.0
64	20	16.5	30	0.4	CM01M03P1YG1006.0
					CM01M03P1YG1006.4
					CM01M03P1YG1008.0
					CM01M03P1YG1009.5
					CM01M03P1YG1010.0
					CM01M03P1YG1012.0
70	26	19.5	36	0.6	CM01M03P1YG2012.7
					CM01M03P1YG2013.5
					CM01M03P1YG2014.0
					CM01M03P1YG2015.0
					CM01M03P1YG2016.0
					CM01M03P1YG2017.2
78	33	21	39	0.6	CM01M03P1YG3019.0
					CM01M03P1YG3020.0
					CM01M03P1YG3021.3
					CM01M03P1YG3022.0
					CM01M03P1YG3023.0
					CM01M03P1YG3025.0
87	40	24	45	0.6	CM01M03P1YG4026.9
					CM01M03P1YG4028.0
					CM01M03P1YG4030.0
					CM01M03P1YG5032.0
					CM01M03P1YG5033.7
					CM01M03P1YG5035.0
100	52	32	61	0.8	CM01M03P1YG5038.0
					CM01M03P1YG5040.0
					CM01M03P1YG5042.0
					CM01M03P1YG6044.5
					CM01M03P1YG6048.3
					CM01M03P1YG6050.8
150	94	51.5	98	0.8	CM01M03P1YG7057.2
					CM01M03P1YG7060.3
					CM01M03P1YG7063.5
					CM01M03P1YG7070.0
					CM01M03P1YG7073.0
					CM01M03P1YG7076.1
178	120	64	123	0.8	CM01M03P1YG8088.9
					CM01M03P1YG8101.6

Ölçü Tablosu Dimension Table					Sipariş Kodu Order Code
L1	L2	H1	H2	S min.	
58	9.5	16.5	37	0.4	CM41M13P1YG0006.0
					CM41M13P1YG0006.4
					CM41M13P1YG0008.0
					CM41M13P1YG0009.5
					CM41M13P1YG0010.0
					CM41M13P1YG0012.0
64	20	16.5	37	0.4	CM41M13P1YG1006.0
					CM41M13P1YG1006.4
					CM41M13P1YG1008.0
					CM41M13P1YG1009.5
					CM41M13P1YG1010.0
					CM41M13P1YG1012.0
70	26	19.5	43	0.6	CM41M13P1YG2012.7
					CM41M13P1YG2013.5
					CM41M13P1YG2014.0
					CM41M13P1YG2015.0
					CM41M13P1YG2016.0
					CM41M13P1YG2017.2
78	33	21	46	0.6	CM41M13P1YG3019.0
					CM41M13P1YG3020.0
					CM41M13P1YG3021.3
					CM41M13P1YG3022.0
					CM41M13P1YG3023.0
					CM41M13P1YG3025.0
87	40	24	52	0.6	CM41M13P1YG4026.9
					CM41M13P1YG4028.0
					CM41M13P1YG4030.0
					CM41M13P1YG5032.0
					CM41M13P1YG5033.7
					CM41M13P1YG5035.0
100	52	32	68	0.8	CM41M13P1YG5038.0
					CM41M13P1YG5040.0
					CM41M13P1YG5042.0
					CM41M13P1YG6044.5
					CM41M13P1YG6048.3
					CM41M13P1YG6050.8
150	94	51.5	107	0.8	CM41M13P1YG7057.2
					CM41M13P1YG7060.3
					CM41M13P1YG7063.5
					CM41M13P1YG7070.0
					CM41M13P1YG7073.0
					CM41M13P1YG7076.1
178	120	64	132	0.8	CM41M13P1YG8088.9
					CM41M13P1YG8101.6

Metal + Kaplama Tipi Metal + Surface Finishing		Gövde Malzemesi Clamp Body Material	
0	Kaplanmaz / Uncoated	A	Alüminyum / Aluminum
1	Fosfat / Phosphated / Fe/Znph	N	Polyamid / Polyamide
3	Galvaniz / Galvanized / Fe/Zn BC Cr3-B	T	TPE
4	CrNi 304 AISI 304	P	Polipropilen / Polypropylene
6	CrNi 316 AISI 316		
9	Çinko Nikel / Zinc Nickel Fe/ZnNi		

Farklı malzeme talepleriniz için lütfen
LMC Makina'ya danışınız.

For different material request please consult LMC
Makina.



C	D	3	0	M	0	3	P	1	Y	G	0	X	X	X	X

Metal + Kaplama Tipi
Metal + Surface Finishing
Gövde Malzemesi
Clamp Body Material

Gövde Renk
Clamp Body Colour

Grup
Group

Ölçü
Size

C	D	7	0	M	1	3	P	1	Y	G	0	X	X	X	X

Metal + Kaplama Tipi
Metal + Surface Finishing
Gövde Malzemesi
Clamp Body Material

Gövde Renk
Clamp Body Colour

Grup
Group

Ölçü
Size

Grup Group	Dış Çap (ØD) O.D. of Pipe / Tube / Hose mm	Anma Çapı (R) Boru Dış Nominal Bore Pipe inch	Dış Çap (ØD) O.D. of Pipe / Tube / Hose inch
G0	6		
	6.4		1/4
	8		5/16
	9.5	R 1/8	3/8
	10		
G1	12		
	6		
	6.4		1/4
	8		5/16
	9.5	R 1/8	3/8
G2	10		
	12		
	12.7		1/2
	13.5	R 1/4	
	14		
G3	15		
	16		5/8
	17.2	R 3/8	
	18		
	19		3/4
G4	20		
	21.3	R 1/2	
	22		7/8
	23		
	25		1
G5	25.4		
	26.9	R 3/4	
	28		1 1/4
	30		
	G6	32	
33.7		R 1	
35			1 1/2
38			
40			
G7	42	R 1 1/4	
	44.5		1 3/4
	48.3	R 1 1/2	
	50.8		2
	57.2		2 1/4
G8	60.3	R 2	
	63.5		2 1/2
	70		2 3/4
	73		
	76.1	R 2 1/2	3
G8	88.9	R 3	3 1/2
	101.6		4

Ölçü Tablosu Dimension Table						Sipariş Kodu Order Code
L1	L2	H1	H2	S min.		
28	9.5	20.5	34	0.4	CD30M03P1YG0006.0	
					CD30M03P1YG0006.4	
					CD30M03P1YG0008.0	
					CD30M03P1YG0009.5	
					CD30M03P1YG0010.0	
					CD30M03P1YG0012.0	
36	20	20.5	34	0.4	CD30M03P1YG1006.0	
					CD30M03P1YG1006.4	
					CD30M03P1YG1008.0	
					CD30M03P1YG1009.5	
					CD30M03P1YG1010.0	
					CD30M03P1YG1012.0	
42	26	23.5	40	0.6	CD30M03P1YG2012.7	
					CD30M03P1YG2013.5	
					CD30M03P1YG2014.0	
					CD30M03P1YG2015.0	
					CD30M03P1YG2016.0	
					CD30M03P1YG2017.2	
50	33	25	43	0.6	CD30M03P1YG3019.0	
					CD30M03P1YG3020.0	
					CD30M03P1YG3021.3	
					CD30M03P1YG3022.0	
					CD30M03P1YG3023.0	
					CD30M03P1YG3025.0	
59	40	28	49	0.6	CD30M03P1YG4026.9	
					CD30M03P1YG4028.0	
					CD30M03P1YG4030.0	
					CD30M03P1YG5032.0	
					CD30M03P1YG5033.7	
					CD30M03P1YG5035.0	
71	52	35	65	0.8	CD30M03P1YG5038.0	
					CD30M03P1YG5040.0	
					CD30M03P1YG5042.0	
					CD30M03P1YG6044.5	
					CD30M03P1YG6048.3	
					CD30M03P1YG6050.8	
121	94	53.5	100	0.8	CD30M03P1YG7057.2	
					CD30M03P1YG7060.3	
					CD30M03P1YG7063.5	
					CD30M03P1YG7070.0	
					CD30M03P1YG7073.0	
					CD30M03P1YG7076.1	
147	120	66	125	0.8	CD30M03P1YG8088.9	
					CD30M03P1YG8101.6	

Ölçü Tablosu Dimension Table						Sipariş Kodu Order Code
L1	L2	H1	H2	S min.		
28	9.5	20.5	41	0.4	CD70M13P1YG0006.0	
					CD70M13P1YG0006.4	
					CD70M13P1YG0008.0	
					CD70M13P1YG0009.5	
					CD70M13P1YG0010.0	
					CD70M13P1YG0012.0	
36	20	20.5	41	0.4	CD70M13P1YG1006.0	
					CD70M13P1YG1006.4	
					CD70M13P1YG1008.0	
					CD70M13P1YG1009.5	
					CD70M13P1YG1010.0	
					CD70M13P1YG1012.0	
42	26	23.5	47	0.6	CD70M13P1YG2012.7	
					CD70M13P1YG2013.5	
					CD70M13P1YG2014.0	
					CD70M13P1YG2015.0	
					CD70M13P1YG2016.0	
					CD70M13P1YG2017.2	
50	33	25	50	0.6	CD70M13P1YG3019.0	
					CD70M13P1YG3020.0	
					CD70M13P1YG3021.3	
					CD70M13P1YG3022.0	
					CD70M13P1YG3023.0	
					CD70M13P1YG3025.0	
59	40	28	56	0.6	CD70M13P1YG4026.9	
					CD70M13P1YG4028.0	
					CD70M13P1YG4030.0	
					CD70M13P1YG5032.0	
					CD70M13P1YG5033.7	
					CD70M13P1YG5035.0	
71	52	35	72	0.8	CD70M13P1YG5038.0	
					CD70M13P1YG5040.0	
					CD70M13P1YG5042.0	
					CD70M13P1YG6044.5	
					CD70M13P1YG6048.3	
					CD70M13P1YG6050.8	
121	94	53.5	109	0.8	CD70M13P1YG7057.2	
					CD70M13P1YG7060.3	
					CD70M13P1YG7063.5	
					CD70M13P1YG7070.0	
					CD70M13P1YG7073.0	
					CD70M13P1YG7076.1	
147	120	66	134	0.8	CD70M13P1YG8088.9	
					CD70M13P1YG8101.6	

Metal + Kaplama Tipi Metal + Surface Finishing		Gövde Malzemesi Clamp Body Material	
0	Kaplanmasız / Uncoated	A	Alüminyum / Aluminum
1	Fosfat / Phosphated / Fe/Znph	N	Polyamid / Polyamide
3	Galvaniz / Galvanized / Fe/Zn 8C Cr3-B	T	TPE
4	CrNi 304 AISI 304	P	Polipropilen / Polypropylene
6	CrNi 316 AISI 316		
9	Çinko Nikel / Zinc Nickel Fe/ZnNi		

Kelepçe Üst Takım
Clamp Cover Set

9

G0

G1-G8

Genişlik / Width: 30 mm

Kelepçe Gövdesi
Clamp Body

10

G0

G1-G8

Genişlik / Width: 30 mm

Farklı malzeme talepleriniz için lütfen LMC Makina'ya danışınız.

For different material request please consult LMC Makina.

C D α α M 6 3 P I Y G 0 X X X . X

Metal + Kaplama Tipi
Metal + Surface Finishing

Gövde Malzemesi
Clamp Body Material

Gövde Renk
Clamp Body Colour

Grup
Group

Ölçü
Size

C 2 P I Y G 0 X X X . X

Metal + Kaplama Tipi
Metal + Surface Finishing

Gövde Tipi
Clamp Body Design

Gövde Renk
Clamp Body Colour

Grup
Group

Ölçü
Size

Grup	Dış Çap (ØD)	Anma Çapı (R) Boru Dışı	Dış Çap (ØD)
Group	O.D. of Pipe / Tube / Hose mm	Nominal Bore Pipe inch	O.D. of Pipe / Tube / Hose inch
G0	6		1/4
	6.4		5/16
	8		3/8
	9.5	R 1/8	
	10		
G1	12		
	6		1/4
	6.4		5/16
	8		3/8
	9.5	R 1/8	
G2	10		
	12		
	12.7		1/2
	13.5	R 1/4	
	14		
G3	15		
	16		5/8
	17.2	R 3/8	
	18		
	19		3/4
G4	20		
	21.3	R 1/2	
	22		7/8
	23		
	25		1
G5	25.4		
	26.9	R 3/4	
	28		1 1/4
	30		
	32		
G6	33.7	R 1	
	35		1 1/2
	38		
	40		
	42	R 1 1/4	
G7	44.5		1 3/4
	48.3	R 1 1/2	
	50.8		2
	57.2		2 1/4
	60.3	R 2	
G8	63.5		2 1/2
	70		2 3/4
	73		
	76.1	R 2 1/2	3
	88.9	R 3	3 1/2
101.6		4	

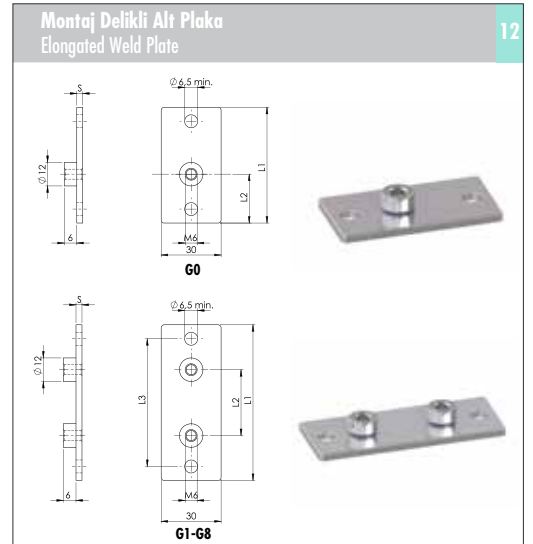
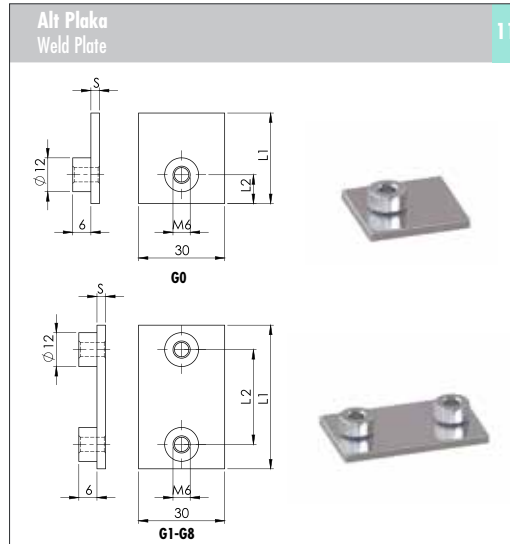
Ölçü Tablosu					Sipariş Kodu
Dimension Table					Order Code
L1	L2	H1	H2	S min.	
28	9.5	13.5	33.5	0.4	CDaaM63PIYG0006.0 CDaaM63PIYG0006.4 CDaaM63PIYG0008.0 CDaaM63PIYG0009.5 CDaaM63PIYG0010.0 CDaaM63PIYG0012.0
36	20	13.5	33.5	0.4	CDaaM63PIYG1006.0 CDaaM63PIYG1006.4 CDaaM63PIYG1008.0 CDaaM63PIYG1009.5 CDaaM63PIYG1010.0 CDaaM63PIYG1012.0
42	26	16.5	39.5	0.6	CDaaM63PIYG2012.7 CDaaM63PIYG2013.5 CDaaM63PIYG2014.0 CDaaM63PIYG2015.0 CDaaM63PIYG2016.0 CDaaM63PIYG2017.2 CDaaM63PIYG2018.0
50	33	18	40.5	0.6	CDaaM63PIYG3019.0 CDaaM63PIYG3020.0 CDaaM63PIYG3021.3 CDaaM63PIYG3022.0 CDaaM63PIYG3023.0 CDaaM63PIYG3025.0 CDaaM63PIYG3025.4
59	40	21	48.5	0.6	CDaaM63PIYG4026.9 CDaaM63PIYG4028.0 CDaaM63PIYG4030.0
71	52	26	64.5	0.8	CDaaM63PIYG5032.0 CDaaM63PIYG5033.7 CDaaM63PIYG5035.0 CDaaM63PIYG5038.0 CDaaM63PIYG5040.0 CDaaM63PIYG5042.0
86	66	33	72.5	0.8	CDaaM63PIYG6044.5 CDaaM63PIYG6048.3 CDaaM63PIYG6050.8
121	94	46.5	100.5	0.8	CDaaM63PIYG7057.2 CDaaM63PIYG7060.3 CDaaM63PIYG7063.5 CDaaM63PIYG7070.0 CDaaM63PIYG7073.0 CDaaM63PIYG7076.1
147	120	59	119.5	0.8	CDaaM63PIYG8088.9 CDaaM63PIYG8101.6

Ölçü Tablosu				Sipariş Kodu
Dimension Table				Order Code
L1	L2	H	S min.	
28	9.5	27	0.4	C2PIYG0006.0 C2PIYG0006.4 C2PIYG0008.0 C2PIYG0009.5 C2PIYG0010.0 C2PIYG0012.0
36	20	27	0.4	C2PIYG1006.0 C2PIYG1006.4 C2PIYG1008.0 C2PIYG1009.5 C2PIYG1010.0 C2PIYG1012.0
42	26	33	0.6	C2PIYG2012.7 C2PIYG2013.5 C2PIYG2014.0 C2PIYG2015.0 C2PIYG2016.0 C2PIYG2017.2 C2PIYG2018.0
50	33	36	0.6	C2PIYG3019.0 C2PIYG3020.0 C2PIYG3021.3 C2PIYG3022.0 C2PIYG3023.0 C2PIYG3025.0 C2PIYG3025.4
59	40	42	0.6	C2PIYG4026.9 C2PIYG4028.0 C2PIYG4030.0
71	52	58	0.8	C2PIYG5032.0 C2PIYG5033.7 C2PIYG5035.0 C2PIYG5038.0 C2PIYG5040.0 C2PIYG5042.0
86	66	66	0.8	C2PIYG6044.5 C2PIYG6048.3 C2PIYG6050.8
121	94	93	0.8	C2PIYG7057.2 C2PIYG7060.3 C2PIYG7063.5 C2PIYG7070.0 C2PIYG7073.0 C2PIYG7076.1
147	120	118	0.8	C2PIYG8088.9 C2PIYG8101.6

Gövde Malzemesi Clamp Body Material	Metal + Kaplama Tipi Metal + Surface Finishing	Vida Tipi Thread Type
A Alüminyum / Aluminum	0 Kaplamasız / Uncoated	C UNC
N Polyamid / Polyamide	1 Fosfat / Phosphated / Fe/Znph	F UNF
T TPE	3 Galvaniz / Galvanized / Fe/Zn 8C Cr3-B	M Metrik / Metric
P Polipropilen / Polypropylene	4 CrNi 304 AISI 304	W Whitworth
	6 CrNi 316 AISI 316	
	9 Çinko Nikel / Zinc Nickel / Fe/ZnNi	

Farklı malzeme talepleriniz için lütfen LMC Makina'ya danışınız.

For different material request please consult LMC Makina.



C	A	0	0	M	1	G	0
				Vida Tipi Thread Type	Metal + Kaplama Tipi Metal + Surface Finishing		Grup Group

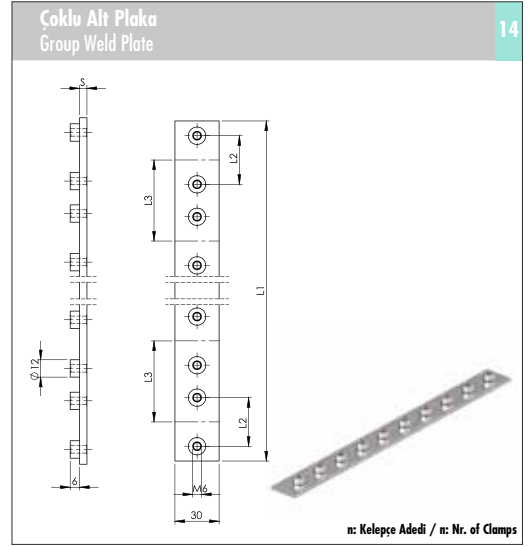
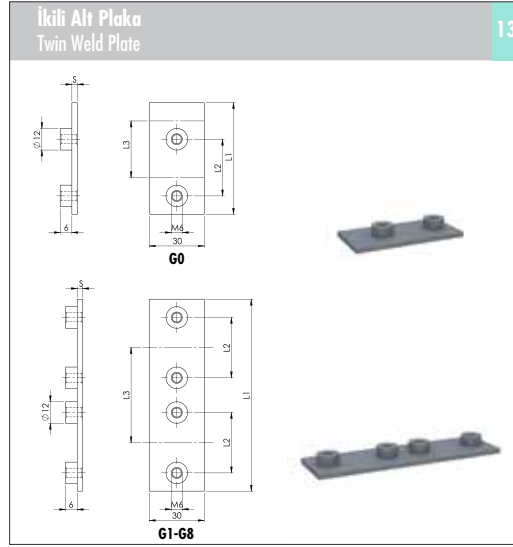
C	A	0	1	M	3	G	0
				Vida Tipi Thread Type	Metal + Kaplama Tipi Metal + Surface Finishing		Grup Group

Grup Group	Dış Çap (ØD) O.D. of Pipe / Tube / Hose mm	Anma Çapı (R) Boru Dış Nominal Bore Pipe inch	Dış Çap (ØD) O.D. of Pipe / Tube / Hose inch
G0	6		
	6.4		1/4
	8		5/16
	9.5		3/8
	10	R 1/8	
G1	12		
	6		1/4
	6.4		5/16
	8		3/8
	9.5	R 1/8	
G2	10		
	12		1/2
	12.7		
	13.5	R 1/4	
	14		
G3	15		
	16		5/8
	17.2	R 3/8	
	18		
	19		3/4
G4	20		
	21.3	R 1/2	
	22		7/8
	23		
	25		1
G5	25.4		
	26.9	R 3/4	
	28		
	30		1 1/4
	32		
G6	33.7	R 1	
	35		1 1/2
	38		
	40		
	42	R 1 1/4	
G7	44.5		1 3/4
	48.3	R 1 1/2	
	50.8		2
	57.2		2 1/4
	60.3	R 2	
G8	63.5		2 1/2
	70		2 3/4
	73		
	76.1	R 2 1/2	3
	88.9	R 3	3 1/2
101.6		4	

Ölçü Tablosu Dimension Table					Sipariş Kodu Order Code
L1	L2	S	G		
31.5	10.5	3	M6 1/4-20 UNC		CA00M1G0
36	20	3	M6 1/4-20 UNC		CA00M1G1
42	26	3	M6 1/4-20 UNC		CA00M1G2
50	33	3	M6 1/4-20 UNC		CA00M1G3
60	40	3	M6 1/4-20 UNC		CA00M1G4
71	52	3	M6 1/4-20 UNC		CA00M1G5
88	66	3	M6 1/4-20 UNC		CA00M1G6
122	94	5	M6 1/4-20 UNC		CA00M1G7
148	120	5	M6 1/4-20 UNC		CA00M1G8

Ölçü Tablosu Dimension Table					Sipariş Kodu Order Code
L1	L2	L3	S	G	
58	24.5	44	3	M6 1/4-20 UNC	CA01M3G0
64	20	50	3	M6 1/4-20 UNC	CA01M3G1
70	26	56	3	M6 1/4-20 UNC	CA01M3G2
78	33	64	3	M6 1/4-20 UNC	CA01M3G3
87	40	73	3	M6 1/4-20 UNC	CA01M3G4
100	52	86	3	M6 1/4-20 UNC	CA01M3G5
115	66	100	3	M6 1/4-20 UNC	CA01M3G6
150	94	136	5	M6 1/4-20 UNC	CA01M3G7
178	120	162	5	M6 1/4-20 UNC	CA01M3G8

Metal + Kaplama Tipi Metal + Surface Finishing		Vida Tipi Thread Type	
0	Kaplamasız / Uncoated	C	UNC
1	Fosfat / Phosphated / Fe/Znph	F	UNF
3	Galvaniz / Galvanized / Fe/Zn 8C Cr3-B	M	Metrik / Metric
4	CrNi 304 AISI 304	W	Whitworth
6	CrNi 316 AISI 316		
9	Çinko Nikel / Zinc Nickel Fe/ZnNi		



Farklı malzeme talepleriniz için lütfen LMC Makina'ya danışınız.

For different material request please consult LMC Makina.

C	A	0	2	M	1	G	0
				Vida Tipi Thread Type	Metal + Kaplama Tipi Metal + Surface Finishing		Grup Group

C	A	1	0	M	1	G	0
				Vida Tipi Thread Type	Metal + Kaplama Tipi Metal + Surface Finishing		Grup Group

Grup Group	Dış Çap (ØD) O.D. of Pipe / Tube/Hose mm	Anma Çapı (R) Boru Dış Nominal Bore Pipe inch	Dış Çap (ØD) O.D. of Pipe / Tube/Hose inch
G0	6		1/4
	6.4		5/16
	8		3/8
	9.5	R 1/8	
	10		
G1	12		
	6		1/4
	6.4		5/16
	8		3/8
	9.5	R 1/8	
G2	10		
	12		
	12.7		1/2
	13.5	R 1/4	
	14		
	15		5/8
G3	16		
	17.2	R 3/8	
	18		
	19		3/4
	20		
	21.3	R 1/2	
G4	22		7/8
	23		
	25		1
	25.4		
	26.9	R 3/4	
G5	28		
	30		
	32		1 1/4
	33.7	R 1	
G6	35		1 1/2
	38		
	40		
	42	R 1 1/4	
	44.5		1 3/4
G6	48.3	R 1 1/2	
	50.8		2

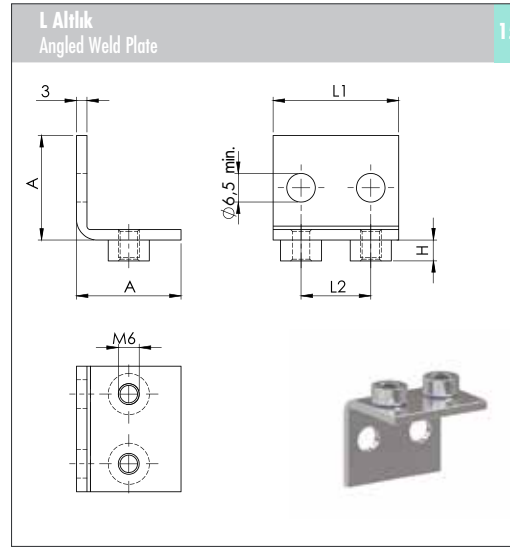
Ölçü Tablosu Dimension Table				Sipariş Kodu Order Code
L1	L2	L3	G	
61	31	31	M6 1/4-20 UNC	CA02M1G0
77	20	37	M6 1/4-20 UNC	CA02M1G1
90	26	44	M6 1/4-20 UNC	CA02M1G2
105	33	52	M6 1/4-20 UNC	CA02M1G3
120	40	60	M6 1/4-20 UNC	CA02M1G4
147	52	75	M6 1/4-20 UNC	CA02M1G5
178	66	90	M6 1/4-20 UNC	CA02M1G6

Ölçü Tablosu Dimension Table						Sipariş Kodu Order Code
L1	L2	L3	n	G	S	
317	31	31	10	M6 1/4-20 UNC	3	CA10M1G0
373	20	37	10	M6 1/4-20 UNC	3	CA10M1G1
442	26	44	10	M6 1/4-20 UNC	3	CA10M1G2
521	33	52	10	M6 1/4-20 UNC	3	CA05M1G3
300	40	60	5	M6 1/4-20 UNC	3	CA05M1G4
376	52	75	5	M6 1/4-20 UNC	3	CA05M1G5
450	66	90	5	M6 1/4-20 UNC	3	CA05M1G6

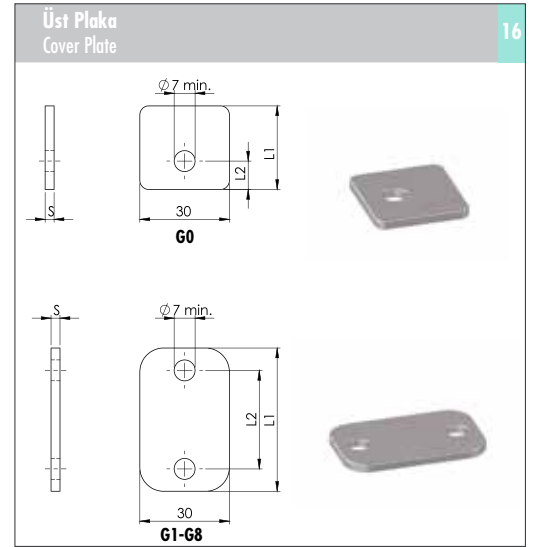
Metal + Kaplama Tipi Metal + Surface Finishing		Vida Tipi Thread Type	
0	Kaplamasız / Uncoated	C	UNC
1	Fosfat / Phosphated / Fe/Znph	F	UNF
3	Galvaniz / Galvanized / Fe/Zn 8C Cr3-B	M	Metrik / Metric
4	CrNi 304 AISI 304	W	Whitworth
6	CrNi 316 AISI 316		
9	Çinko Nikel / Zinc Nickel Fe/ZnNi		

Farklı malzeme talepleriniz için lütfen
LMC Makina'ya danışınız.

For different material request please consult LMC
Makina.



C	A	2	7	M	3	G	0
				Vida Tipi Thread type	Metal + Kaplama Tipi Metal + Surface Finishing		Grup Group



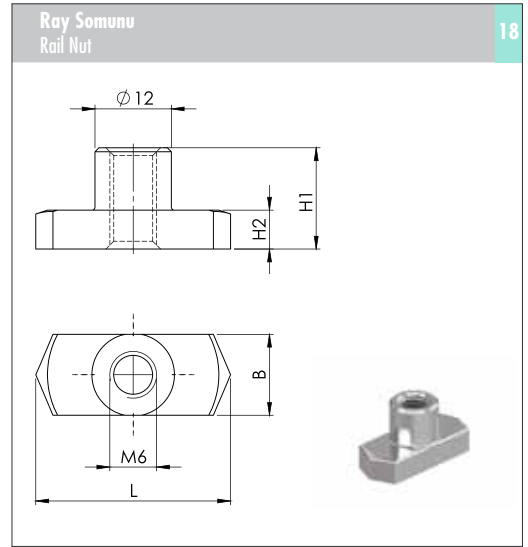
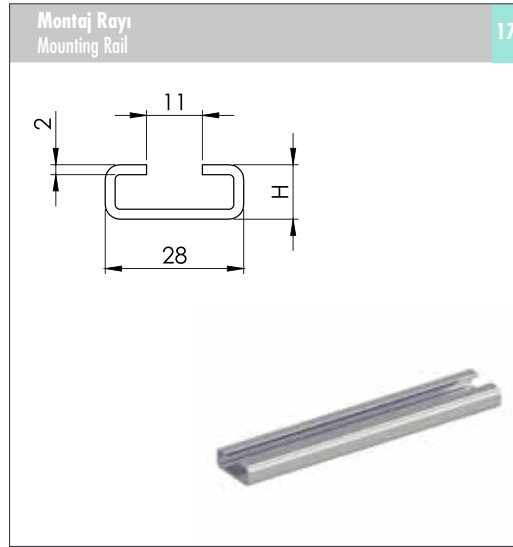
C	U	0	0	T	3	G	0
					Metal + Kaplama Tipi Metal + Surface Finishing		Grup Group

Grup	Dış Çap (ØD)	Anma Çapı (R) Boru Dış	Dış Çap (ØD)
Group	O.D. of Pipe / Tube/Hose mm	Nominal Bore Pipe inch	O.D. of Pipe / Tube/Hose inch
G0	6		
	6.4		1/4
	8		5/16
	9.5	R 1/8	3/8
	10		
G1	12		
	6		1/4
	6.4		5/16
	8	R 1/8	3/8
	9.5		
G2	10		
	12		
	12.7		1/2
	13.5	R 1/4	
	14		
G3	15		
	16		5/8
	17.2	R 3/8	
	18		
	19		3/4
G4	20		
	21.3	R 1/2	
	22		7/8
	23		
	25		1
G5	25.4		
	26.9	R 3/4	
	28		
	30		
	32		1 1/4
G6	33.7	R 1	
	35		
	38		1 1/2
	40		
	42	R 1 1/4	
G7	44.5		1 3/4
	48.3	R 1 1/2	
	50.8		2
	57.2		2 1/4
	60.3	R 2	
G8	63.5		2 1/2
	70		2 3/4
	73		
	76.1	R 2 1/2	3
	88.9	R 3	3 1/2
101.6		4	

Ölçü Tablosu				Sipariş Kodu
Dimension Table				Order Code
A	L1	L2	H	
30x30	30	14	6	CA27M3G0
30x30	36	20	6	CA27M3G1
30x30	42	26	6	CA27M3G2
30x30	50	33	6	CA27M3G3
30x30	60	40	6	CA27M3G4
30x30	71	52	6	CA27M3G5
30x30	88	66	6	CA27M3G6

Ölçü Tablosu			Sipariş Kodu
Dimension Table			Order Code
L1	L2	S	
28	9.5	3	CU00T3G0
34	20	3	CU00T3G1
40	26	3	CU00T3G2
48	33	3	CU00T3G3
57	40	3	CU00T3G4
70	52	3	CU00T3G5
86	66	3	CU00T3G6
118	94	5	CU00T3G7
144	120	5	CU00T3G8

Metal + Kaplama Tipi Metal + Surface Finishing		Vida Tipi Thread Type	
0	Kaplamasız / Uncoated	C	UNC
3	Galvaniz / Galvanized / Fe/Zn 8C Cr3-B	F	UNF
4	CrNi 304 AISI 304	M	Metrik / Metric
6	CrNi 316 AISI 316	W	Whitworth
9	Çinko Nikel / Zinc Nickel Fe/ZnNi		



Farklı malzeme talepleriniz için lütfen LMC Makina'ya danışınız.

For different material request please consult LMC Makina.

C	R	Y	3	1	1	2	8	1
			Metal + Kaplama Tipi Metal + Surface Finishing			Ölçü Size		Boy Length

C	R	S	1	M	3	0	0	6
			Tip Type	Vida Tipi Thread Type	Metal + Kaplama Tipi Metal + Surface Finishing			Vida Ölçüsü Screw Bolt Size

Grup	Dış Çap (ØD)	Anma Çapı (R) Boru Dış	Dış Çap (ØD)
Group	O.D. of Pipe / Tube / Hose mm	Nominal Bore Pipe inch	O.D. of Pipe / Tube / Hose inch
G0	6		1/4
	6.4		5/16
	8		3/8
	9.5	R 1/8	
	10		
G1	12		
	6		1/4
	6.4		5/16
	8		3/8
	9.5	R 1/8	
G2	10		
	12		
	12.7		1/2
	13.5	R 1/4	
	14		
G3	15		
	16		5/8
	17.2	R 3/8	
	18		
	19		3/4
G4	20		
	21.3	R 1/2	
	22		7/8
	23		
	25		1
G5	25.4		
	26.9	R 3/4	
	28		
G6	30		
	32		1 1/4
	33.7	R 1	
	35		1 1/2
	38		
G7	40		
	42	R 1 1/4	
	44.5		1 3/4
	48.3	R 1 1/2	
	50.8		2
G8	57.2		2 1/4
	60.3	R 2	
	63.5		2 1/2
	70		2 3/4
	73		
G9	76.1	R 2 1/2	3
	88.9	R 3	3 1/2
	101.6		4

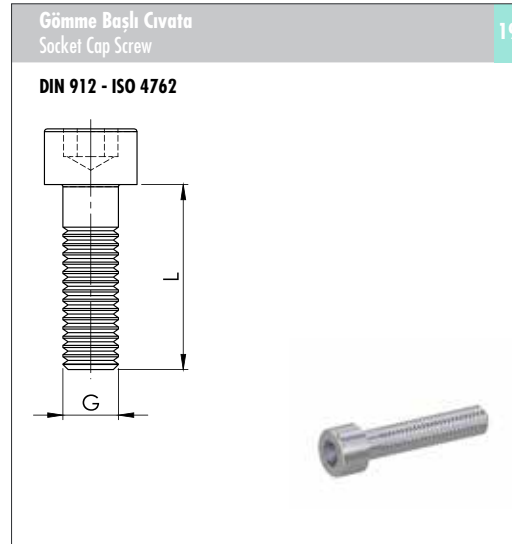
Ölçü Tablosu		Sipariş Kodu
Dimension Table		Order Code
H	Boy / Length	
11	1 m	CRY311281
11	2 m	CRY311282
14	1 m	CRY314281
14	2 m	CRY314282
30	1 m	CRY330281
30	2 m	CRY330282

Ölçü Tablosu					Sipariş Kodu
Dimension Table					Order Code
L	B	H1	H2	G	
25.4	10.4	13	5	M6	CRS1M3006
				1/4-20 UNC	CRS1C3008

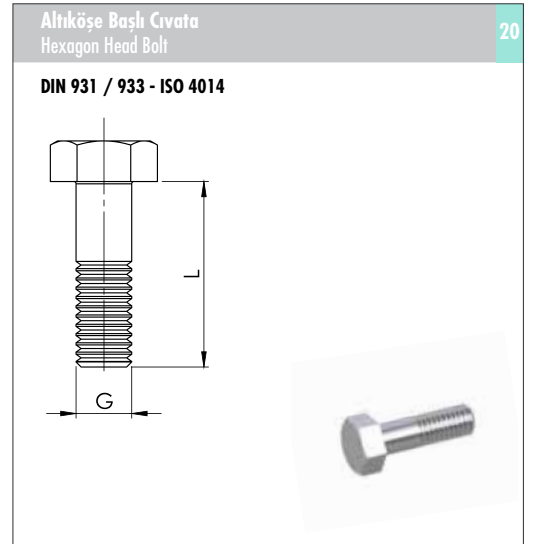
Metal + Kaplama Tipi Metal + Surface Finishing		Vida Tipi Thread Type	
0	Kaplamasız / Uncoated	C	UNC
3	Galvaniz / Galvanized / Fe/Zn 8C Cr3-B	F	UNF
4	CrNi 304 AISI 304	M	Metrik / Metric
6	CrNi 316 AISI 316	W	Whitworth
9	Çinko Nikel / Zinc Nickel Fe/ZnNi		

Farklı malzeme talepleriniz için lütfen
LMC Makina'ya danışınız.

For different material request please consult LMC
Makina.



C	C	G	M	3	0	0	6	0	2	0
			Vida Tipi Thread Type				Vida Ölçüsü Screw - Bolt Size			Cıvata Boyu Screw - Bolt Length



C	C	A	M	3	0	0	6	0	3	0
			Vida Tipi Thread Type				Vida Ölçüsü Screw - Bolt Size			Cıvata Boyu Screw - Bolt Length

Grup	Dış Çap (ØD)	Anma Çapı (R) Boru Dış	Dış Çap (ØD)
Group	O.D. of Pipe / Tube/Hose mm	Nominal Bore Pipe inch	O.D. of Pipe / Tube/Hose inch
G0	6		
	6.4		1/4
	8		5/16
	9.5	R 1/8	3/8
	10		
G1	12		
	6		
	6.4		1/4
	8		5/16
	9.5	R 1/8	3/8
G2	10		
	12		
	12.7		1/2
	13.5	R 1/4	
	14		
G3	15		
	16		5/8
	17.2	R 3/8	
	18		
	19		3/4
G4	20		
	21.3	R 1/2	
	22		7/8
	23		
	25		1
G5	25.4		
	26.9	R 3/4	
	28		
	30		
	32		1 1/4
G6	33.7	R 1	
	35		
	38		1 1/2
	40		
	42	R 1 1/4	
G7	44.5		1 3/4
	48.3	R 1 1/2	
	50.8		2
	57.2		2 1/4
	60.3	R 2	
G8	63.5		2 1/2
	70		2 3/4
	73		
	76.1	R 2 1/2	3
	88.9	R 3	3 1/2
101.6		4	

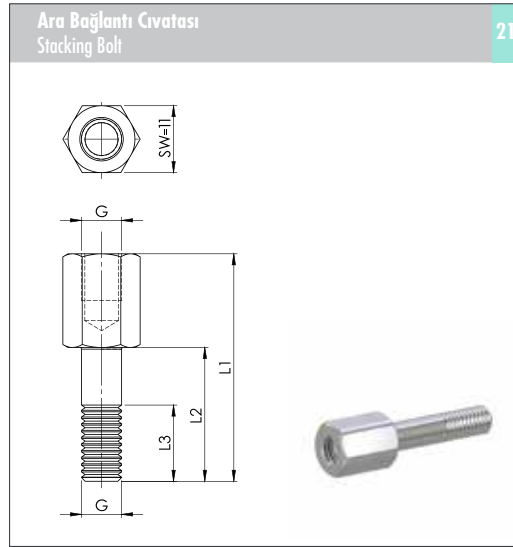
Ölçü Tablosu	Sipariş Kodu
Dimension Table	Order Code
GxL	
M6x20 1/4 - 20 UNC x 3/4	CCGM3006020 CCGC3008020
M6x20 1/4 - 20 UNC x 3/4	CCGM3006020 CCGC3008020
M6x25 1/4 - 20 UNC x 1	CCGM3006025 CCGC3008025
M6x30 1/4 - 20 UNC x 1 - 1/8	CCGM3006030 CCGC3008030
M6x35 1/4 - 20 UNC x 1 - 3/8	CCGM3006035 CCGC3008035
M6x50 1/4 - 20 UNC x 2	CCGM3006050 CCGC3008050
M6x60 1/4 - 20 UNC x 2 - 1/2	CCGM3006060 CCGC3008060
M6x90 1/4 - 20 UNC x 3 - 3/8	CCGM3006090 CCGC3008090
M6x110 1/4 - 20 UNC x 4 - 3/8	CCGM3006110 CCGC3008110

Ölçü Tablosu	Sipariş Kodu
Dimension Table	Order Code
GxL	
M6x30 1/4 - 20 UNC x 1 - 1/4	CCAM3006030 CCAC3008030
M6x30 1/4 - 20 UNC x 1 - 1/4	CCAM3006030 CCAC3008030
M6x35 1/4 - 20 UNC x 1 - 3/8	CCAM3006035 CCAC3008035
M6x40 1/4 - 20 UNC x 1 - 1/2	CCAM3006040 CCAC3008040
M6x45 1/4 - 20 UNC x 1 - 7/8	CCAM3006045 CCAC3008045
M6x60 1/4 - 20 UNC x 2 - 3/8	CCAM3006060 CCAC3008060
M6x70 1/4 - 20 UNC x 2 - 3/4	CCAM3006070 CCAC3008070
M6x100 1/4 - 20 UNC x 4	CCAM3006100 CCAC3008100
M6x125 1/4 - 20 UNC x 4 - 7/8	CCAM3006125 CCAC3008125

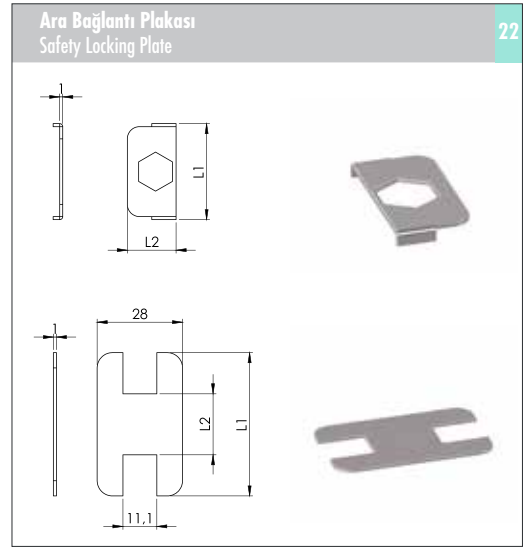
Metal + Kaplama Tipi Metal + Surface Finishing		Vida Tipi Thread Type	
0	Kaplamasız / Uncoated	C	UNC
3	Galvaniz / Galvanized / Fe/Zn 8C Cr3-B	F	UNF
4	CrNi 304 AISI 304	M	Metrik / Metric
6	CrNi 316 AISI 316	W	Whitworth
9	Çinko Nikel / Zinc Nickel Fe/ZnNi		

Farklı malzeme talepleriniz için lütfen LMC Makina'ya danışınız.

For different material request please consult LMC Makina.



C	C	B	M	3	0	0	6	0	2	0
			Vida Tipi Thread Type	Metal + Kaplama Tipi Metal + Surface Finishing			Vida Ölçüsü Screw - Bolt Size			Çevre Boyu Screw - Bolt Length




C	H	0	0	T	3	G	0
					Metal + Kaplama Tipi Metal + Surface Finishing		Grup Group

Grup Group	Dış Çap (ØD) O.D. of Pipe / Tube/Hose mm	Anma Çapı (R) Boru Dış Nominal Bore Pipe inch	Dış Çap (ØD) O.D. of Pipe / Tube/Hose inch
G0	6		1/4
	6.4		5/16
	8		3/8
	9.5	R 1/8	
	10		
G1	12		
	6		1/4
	6.4		5/16
	8		3/8
	9.5	R 1/8	
G2	10		
	12		
	12.7		1/2
	13.5	R 1/4	
	14		
G3	15		
	16		5/8
	17.2	R 3/8	
	18		
	19		3/4
G4	20		
	21.3	R 1/2	
	22		7/8
	23		
	25		1
G5	25.4		
	26.9	R 3/4	
	28		
	30		
	32		1 1/4
G6	33.7	R 1	
	35		
	38		1 1/2
	40		
	42	R 1 1/4	
G7	44.5		1 3/4
	48.3	R 1 1/2	
	50.8		2
	57.2		2 1/4
	60.3	R 2	
G8	63.5		2 1/2
	70		2 3/4
	73		
	76.1	R 2 1/2	3
	88.9	R 3	3 1/2
101.6		4	



Ölçü Tablosu Dimension Table				Sipariş Kodu Order Code
L1	L2	L3 min.	G	
34	20	12	M6 1/4-20 UNC	CCBM3006020 CCBC3008020
34	20	12	M6 1/4-20 UNC	CCBM3006020 CCBC3008020
39	25	12	M6 1/4-20 UNC	CCBM3006025 CCBC3008025
44	30	12	M6 1/4-20 UNC	CCBM3006030 CCBC3008030
48	35	12	M6 1/4-20 UNC	CCBM3006035 CCBC3008035
64	50	12	M6 1/4-20 UNC	CCBM3006050 CCBC3008050
74	60	12	M6 1/4-20 UNC	CCBM3006060 CCBC3008060
102	88	12	M6 1/4-20 UNC	CCBM3006088 CCBC3008088
124	110	12	M6 1/4-20 UNC	CCBM3006110 CCBC3008110

Ölçü Tablosu Dimension Table		Sipariş Kodu Order Code
L1	L2	
32	17	CH00T3G0
34	7	CH00T3G1
40	13	CH00T3G2
48	20	CH00T3G3
57	27	CH00T3G4
69	39	CH00T3G5
85	52	CH00T3G6
117	81	CH00T3G7
144	107	CH00T3G8

AĐIR SERİ / HEAVY SERIES



Metal + Kaplama Tipi Metal + Surface Finishing		Gövde Malzemesi Clamp Body Material	
0	Kaplanasız / Uncoated	A	Alüminyum / Aluminum
1	Fosfat / Phosphated / Fe/Znph	N	Polyamid / Polyamide
3	Galvaniz / Galvanized / Fe/Zn 8C Cr3-B	T	TPE
4	CrNi 304 AISI 304	P	Polipropilen / Polypropylene
6	CrNi 316 AISI 316		
9	Çinko Nikel / Zinc Nickel Fe/ZnNi		



Farklı malzeme talepleriniz için lütfen LMC Makina'ya danışınız.

For different material request please consult LMC Makina.

C M 4 0 M 1 1 P 1 Y A 1 X X X . X

Metal + Kaplama Tipi
Metal + Surface Finishing
Gövde Malzemesi
Clamp Body Material
Gövde Renk
Clamp Body Colour
Grup
Group
Ölçü Sıra
Size

C D 6 8 M 1 3 P 1 Y A 1 X X X . X



Metal + Kaplama Tipi
Metal + Surface Finishing
Gövde Malzemesi
Clamp Body Material
Gövde Renk
Clamp Body Colour
Grup
Group
Ölçü Sıra
Size

Grup	Dış Çap (ØD)	Anma Çapı (R) Boru Dış	Dış Çap (ØD)
Group	O.D. of Pipe / Tube / Hose mm	Nominal Bore Pipe inch	O.D. of Pipe / Tube / Hose inch
A1	6		1/4
	6.4		5/16
	8		3/8
	9.5	R 1/8	
	10		
	12		1/2
	12.7	R 1/4	
	13.5		
	14		5/8
	15		
16			
17.2	R 3/8		
18			
A2	19		3/4
	20		
	21.3	R 1/2	
	22		7/8
	25		
	25.4		1
	26.9	R 3/4	
	28		
30			
A3	30		
	32		1 1/4
	33.7	R 1	
	35		
	38		1 1/2
	40		
	42	R 1 1/4	
A4	38		1 1/2
	42		
	44.5		1 3/4
	48.3	R 1 1/2	
	50.8		2
	55		
	57		2 1/4
	60.3	R 2	
	63.5		2 1/2
	65		
70		2 3/4	

Ölçü Tablosu						Sipariş Kodu	
Dimension Table							Order Code
L1	L2	H1	H2	S min.	Genişlik Width		
						CM40M11P1YA1006.0	
						CM40M11P1YA1006.4	
						CM40M11P1YA1008.0	
						CM40M11P1YA1009.5	
						CM40M11P1YA1010.0	
						CM40M11P1YA1012.0	
74	33	24	55	0.6	30	CM40M11P1YA1012.7	
						CM40M11P1YA1013.5	
						CM40M11P1YA1014.0	
						CM40M11P1YA1015.0	
						CM40M11P1YA1016.0	
						CM40M11P1YA1017.2	
						CM40M11P1YA1018.0	
						CM40M11P1YA2019.0	
						CM40M11P1YA2020.0	
						CM40M11P1YA2021.3	
						CM40M11P1YA2022.0	
86	45	32	71	0.6	30	CM40M11P1YA2025.0	
						CM40M11P1YA2025.4	
						CM40M11P1YA2026.9	
						CM40M11P1YA2028.0	
						CM40M11P1YA2030.0	
						CM40M11P1YA3030.0	
						CM40M11P1YA3032.0	
						CM40M11P1YA3033.7	
100	60	38	83	0.6	30	CM40M11P1YA3035.0	
						CM40M11P1YA3038.0	
						CM40M11P1YA3040.0	
						CM40M11P1YA3042.0	
						CM40M11P1YA4038.0	
						CM40M11P1YA4042.0	
						CM40M11P1YA4044.5	
						CM40M11P1YA4048.3	
						CM40M11P1YA4050.8	
140	90	54.5	117	2	45	CM40M11P1YA4055.0	
						CM40M11P1YA4057.0	
						CM40M11P1YA4060.3	
						CM40M11P1YA4063.5	
						CM40M11P1YA4065.0	
						CM40M11P1YA4070.0	

Ölçü Tablosu						Sipariş Kodu	
Dimension Table							Order Code
L1	L2	H1	H2	S min.	Genişlik Width		
						CD68M13P1YA1006.0	
						CD68M13P1YA1006.4	
						CD68M13P1YA1008.0	
						CD68M13P1YA1009.5	
						CD68M13P1YA1010.0	
						CD68M13P1YA1012.0	
55	33	16	47	0.6	30	CD68M13P1YA1012.7	
						CD68M13P1YA1013.5	
						CD68M13P1YA1014.0	
						CD68M13P1YA1015.0	
						CD68M13P1YA1016.0	
						CD68M13P1YA1017.2	
						CD68M13P1YA1018.0	
						CD68M13P1YA2019.0	
						CD68M13P1YA2020.0	
						CD68M13P1YA2021.3	
						CD68M13P1YA2022.0	
70	45	24	63	0.6	30	CD68M13P1YA2025.0	
						CD68M13P1YA2025.4	
						CD68M13P1YA2026.9	
						CD68M13P1YA2028.0	
						CD68M13P1YA2030.0	
						CD68M13P1YA3030.0	
						CD68M13P1YA3032.0	
						CD68M13P1YA3033.7	
85	60	30	75	0.6	30	CD68M13P1YA3035.0	
						CD68M13P1YA3038.0	
						CD68M13P1YA3040.0	
						CD68M13P1YA3042.0	
						CD68M13P1YA4038.0	
						CD68M13P1YA4042.0	
						CD68M13P1YA4044.5	
						CD68M13P1YA4048.3	
						CD68M13P1YA4050.8	
115	90	44.5	107	2	45	CD68M13P1YA4055.0	
						CD68M13P1YA4057.0	
						CD68M13P1YA4060.3	
						CD68M13P1YA4063.5	
						CD68M13P1YA4065.0	
						CD68M13P1YA4070.0	

Metal + Kaplama Tipi Metal + Surface Finishing		Gövde Malzemesi Clamp Body Material	
0	Kaplanmaz / Uncoated	A	Alüminyum / Aluminum
1	Fosfat / Phosphated / Fe/Znph	N	Polyamid / Polyamide
3	Galvaniz / Galvanized / Fe/Zn 8C Cr3-B	T	TPE
4	CrNi 304 AISI 304	P	Polipropilen / Polypropylene
6	CrNi 316 AISI 316		
9	Çinko Nikel / Zinc Nickel Fe/ZnNi		



Farklı malzeme talepleriniz için lütfen LMC Makina'ya danışınız.

For different material request please consult LMC Makina.

C	M	4	0	M	1	1	P	1	Y	A	I	X	X	X	.	X

Metal + Kaplama Tipi / Metal + Surface Finishing
 Gövde Malzemesi / Clamp Body Material
 Gövde Renk / Clamp Body Colour
 Grup / Group
 Ölçü / Size

C	D	6	8	M	1	3	P	1	Y	A	I	X	X	X	.	X



Metal + Kaplama Tipi / Metal + Surface Finishing
 Gövde Malzemesi / Clamp Body Material
 Gövde Renk / Clamp Body Colour
 Grup / Group
 Ölçü / Size

Grup	Dış Çap (ØD)	Anma Çapı (R) Boru Dış	Dış Çap (ØD)
Group	O.D. of Pipe / Tube / Hose mm	Nominal Bore Pipe inch	O.D. of Pipe / Tube / Hose inch
A5	65		
	70		
	73	R 2 1/2 <small>except DIN EN 10220</small>	2 7/8
	76.1	R 2 1/2 <small>only EN 10220</small>	3
	80		
A6	82.5		3 1/4
	88.9	R 3	3 1/2
	88.9	R 3	3 1/2
	100		
	101.6	R 3 1/2	
	108		4 1/4
	114.3	R 4	
	127		5
	133		5 1/4
	133		5 1/4
A7	139.7	R 5	
	152.4		6
	159		6 1/4
	165		6 1/2
	168.3	R 6	
A8	168.3	R 6	
	177.8		7
	193.7		7 5/8
	216		8 1/2
	219.1	R 8	
A9	219.1	R 8	
	244.5		
	273	R 10	
	323.9	R 12	
A10	355.6	R 14	
	406.4	R 16	

Ölçü Tablosu						Sipariş Kodu	
Dimension Table						Order Code	
L1	L2	H1	H2	S min.	Genişlik Width		
180	122	70	150	2	60	CM40M11P1YA5065.0	CM40M11P1YA5070.0
						CM40M11P1YA5073.0	CM40M11P1YA5076.1
						CM40M11P1YA5080.0	CM40M11P1YA5082.5
						CM40M11P1YA5088.9	CM40M11P1YA6088.9
						CM40M11P1YA6100.0	CM40M11P1YA6101.6
						CM40M11P1YA6108.0	CM40M11P1YA6114.3
						CM40M11P1YA6127.0	CM40M11P1YA6133.0
						CM40M11P1YA7133.0	CM40M11P1YA7139.7
						CM40M11P1YA7152.4	CM40M11P1YA7159.0
						CM40M11P1YA7165.0	CM40M11P1YA7168.3
340	265	160	339	3	120	CM40M11P1YA8168.3	CM40M11P1YA8177.8
						CM40M11P1YA8193.7	CM40M11P1YA8216.0
						CM40M11P1YA8219.0	CM40M11P1YA9219.0
						CM40M11P1YA9244.5	CM40M11P1YA9273.0
						CM40M11P1YA9323.9	CM40M11P1YA9323.9
520	395	235	489	8	160	CM40M11P1YA0355.6	CM40M11P1YA0406.4

Ölçü Tablosu						Sipariş Kodu	
Dimension Table						Order Code	
L1	L2	H1	H2	S	Genişlik Width		
154	122	60	140	2	60	CD68M13P1YA5065.0	CD68M13P1YA5070.0
						CD68M13P1YA5073.0	CD68M13P1YA5076.1
						CD68M13P1YA5080.0	CD68M13P1YA5082.5
						CD68M13P1YA5088.9	CD68M13P1YA6088.9
						CD68M13P1YA6100.0	CD68M13P1YA6101.6
						CD68M13P1YA6108.0	CD68M13P1YA6114.3
						CD68M13P1YA6127.0	CD68M13P1YA6133.0
						CD68M13P1YA7133.0	CD68M13P1YA7139.7
						CD68M13P1YA7152.4	CD68M13P1YA7159.0
						CD68M13P1YA7165.0	CD68M13P1YA7168.3
251	205	100	230	3	90	CD68M13P1YA8168.3	CD68M13P1YA8177.8
						CD68M13P1YA8193.7	CD68M13P1YA8216.0
						CD68M13P1YA8219.0	CD68M13P1YA9219.0
						CD68M13P1YA9244.5	CD68M13P1YA9273.0
						CD68M13P1YA9323.9	CD68M13P1YA9323.9
470	395	205	459	8	160	CD68M13P1YA0355.6	CD68M13P1YA0406.4

Metal + Kaplama Tipi Metal + Surface Finishing		Gövde Malzemesi Clamp Body Material	
0	Kaplanasız / Uncoated	A	Alüminyum / Aluminum
1	Fosfat / Phosphated / Fe/Znph	N	Polyamid / Polyamide
3	Galvaniz / Galvanized / Fe/Zn 8C Cr3-B	T	TPE
4	CrNi 304 AISI 304	P	Polipropilen / Polypropylene
6	CrNi 316 AISI 316		
9	Çinko Nikel / Zinc Nickel Fe/ZnNi		



Farklı malzeme talepleriniz için lütfen LMC Makina'ya danışınız.

For different material request please consult LMC Makina.

C M 4 1 M 1 3 P 1 Y A 1 X X X . X

Metal + Kaplama Tipi
Metal + Surface Finishing
Gövde Malzemesi
Clamp Body Material
Gövde Renk
Clamp Body Colour
Grup
Group
Ölçü
Size

C M 6 0 M 1 1 P 1 Y A 1 X X X . X



Metal + Kaplama Tipi
Metal + Surface Finishing
Gövde Malzemesi
Clamp Body Material
Gövde Renk
Clamp Body Colour
Grup
Group
Ölçü
Size

Grup	Dış Çap (ØD)	Anma Çapı (R) Boru Dış	Dış Çap (ØD)
Group	O.D. of Pipe / Tube / Hose mm	Nominal Bore Pipe inch	O.D. of Pipe / Tube / Hose inch
A1	6		1/4
	6.4		5/16
	8		3/8
	9.5	R 1/8	
	10		
	12		1/2
	12.7	R 1/4	
	13.5		
	14		
	15		
16		5/8	
17.2	R 3/8		
18			
A2	19		3/4
	20		
	21.3	R 1/2	
	22		7/8
	25		
	25.4		1
	26.9	R 3/4	
	28		
30			
A3	30		1 1/4
	32		
	33.7	R 1	
	35		1 1/2
	38		
	40		
42	R 1 1/4		
A4	38		1 1/2
	42		
	44.5		1 3/4
	48.3	R 1 1/2	
	50.8		2
	55		2 1/4
	57		
	60.3	R 2	
	63.5		2 1/2
	65		
70		2 3/4	

Ölçü Tablosu						Sipariş Kodu	
Dimension Table							Order Code
L1	L2	H1	H2	S min.	Genişlik Width		
113	33	24	55	0.6	30	CM41M13P1YA1006.0	
						CM41M13P1YA1006.4	
						CM41M13P1YA1008.0	
						CM41M13P1YA1009.5	
						CM41M13P1YA1010.0	
						CM41M13P1YA1012.0	
						CM41M13P1YA1012.7	
						CM41M13P1YA1013.5	
						CM41M13P1YA1014.0	
						CM41M13P1YA1015.0	
						CM41M13P1YA1016.0	
						CM41M13P1YA1017.2	
						CM41M13P1YA1018.0	
125	45	32	71	0.6	30	CM41M13P1YA2019.0	
						CM41M13P1YA2020.0	
						CM41M13P1YA2021.3	
						CM41M13P1YA2022.0	
						CM41M13P1YA2025.0	
						CM41M13P1YA2025.4	
						CM41M13P1YA2026.9	
						CM41M13P1YA2028.0	
						CM41M13P1YA2030.0	
140	60	38	83	0.6	30	CM41M13P1YA3030.0	
						CM41M13P1YA3032.0	
						CM41M13P1YA3033.7	
						CM41M13P1YA3035.0	
						CM41M13P1YA3038.0	
						CM41M13P1YA3040.0	
						CM41M13P1YA3042.0	
187	90	54.5	117	2	45	CM41M13P1YA4038.0	
						CM41M13P1YA4042.0	
						CM41M13P1YA4044.5	
						CM41M13P1YA4048.3	
						CM41M13P1YA4050.8	
						CM41M13P1YA4055.0	
						CM41M13P1YA4057.0	
						CM41M13P1YA4060.3	
						CM41M13P1YA4063.5	
						CM41M13P1YA4065.0	
						CM41M13P1YA4070.0	

Ölçü Tablosu						Sipariş Kodu	
Dimension Table							Order Code
L1	L2	H1	H2	S min.	Genişlik Width		
74	33	24	55	0.6	60	CM60M11P1YA1006.0	
						CM60M11P1YA1006.4	
						CM60M11P1YA1008.0	
						CM60M11P1YA1009.5	
						CM60M11P1YA1010.0	
						CM60M11P1YA1012.0	
						CM60M11P1YA1012.7	
						CM60M11P1YA1013.5	
						CM60M11P1YA1014.0	
						CM60M11P1YA1015.0	
						CM60M11P1YA1016.0	
						CM60M11P1YA1017.2	
						CM60M11P1YA1018.0	
86	45	32	71	0.6	60	CM60M11P1YA2019.0	
						CM60M11P1YA2020.0	
						CM60M11P1YA2021.3	
						CM60M11P1YA2022.0	
						CM60M11P1YA2025.0	
						CM60M11P1YA2025.4	
						CM60M11P1YA2026.9	
						CM60M11P1YA2028.0	
						CM60M11P1YA2030.0	
100	60	38	83	0.6	60	CM60M11P1YA3030.0	
						CM60M11P1YA3032.0	
						CM60M11P1YA3033.7	
						CM60M11P1YA3035.0	
						CM60M11P1YA3038.0	
						CM60M11P1YA3040.0	
						CM60M11P1YA3042.0	
140	90	54.5	117	2	90	CM60M11P1YA4038.0	
						CM60M11P1YA4042.0	
						CM60M11P1YA4044.5	
						CM60M11P1YA4048.3	
						CM60M11P1YA4050.8	
						CM60M11P1YA4055.0	
						CM60M11P1YA4057.0	
						CM60M11P1YA4060.3	
						CM60M11P1YA4063.5	
						CM60M11P1YA4065.0	
						CM60M11P1YA4070.0	

Metal + Kaplama Tipi Metal + Surface Finishing		Gövde Malzemesi Clamp Body Material	
0	Kaplanasız / Uncoated	A	Alüminyum / Aluminum
1	Fosfat / Phosphated / Fe/Znph	N	Polyamid / Polyamide
3	Galvaniz / Galvanized / Fe/Zn 8C Cr3-B	T	TPE
4	CrNi 304 AISI 304	P	Polipropilen / Polypropylene
6	CrNi 316 AISI 316		
9	Çinko Nikel / Zinc Nickel Fe/ZnNi		



Farklı malzeme talepleriniz için lütfen LMC Makina'ya danışınız.

For different material request please consult LMC Makina.

C M 6 1 M 1 3 P 1 Y A 1 X X X . X

Metal + Kaplama Tipi
Metal + Surface Finishing

Gövde Malzemesi
Clamp Body Material

Gövde Renk
Clamp Body Colour

Grup
Group

Ölçü
Size

C D 7 0 M 1 3 P 1 Y A 1 X X X . X

Metal + Kaplama Tipi
Metal + Surface Finishing

Gövde Malzemesi
Clamp Body Material

Gövde Renk
Clamp Body Colour

Grup
Group

Ölçü
Size

Grup Group	Dış Çap (ØD) O.D. of Pipe / Tube/Hose mm	Anma Çapı (R) Boru Dış Nominal Bore Pipe inch	Dış Çap (ØD) O.D. of Pipe / Tube/Hose inch
A1	6		1/4
	6.4		5/16
	8		3/8
	9.5	R 1/8	
	10		
	12		1/2
	12.7	R 1/4	
	13.5		
	14		
	15		
16		5/8	
17.2	R 3/8		
18			
A2	19		3/4
	20		
	21.3	R 1/2	
	22		7/8
	25		
	25.4		1
	26.9	R 3/4	
	28		
30			
A3	30		
	32		1 1/4
	33.7	R 1	
	35		
	38		1 1/2
	40		
42	R 1 1/4		
A4	38		1 1/2
	42		
	44.5		1 3/4
	48.3	R 1 1/2	
	50.8		2
	55		
	57		2 1/4
	60.3	R 2	
	63.5		2 1/2
	65		
70		2 3/4	


Ölçü Tablosu Dimension Table						Sipariş Kodu Order Code	
L1	L2	H1	H2	S min.	Genişlik Width		
113	33	24	55	0.6	60	CM61M13P1YA1006.0	
						CM61M13P1YA1006.4	
						CM61M13P1YA1008.0	
						CM61M13P1YA1009.5	
						CM61M13P1YA1010.0	
						CM61M13P1YA1012.0	
						CM61M13P1YA1012.7	
						CM61M13P1YA1013.5	
						CM61M13P1YA1014.0	
						CM61M13P1YA1015.0	
						CM61M13P1YA1016.0	
						CM61M13P1YA1017.2	
						CM61M13P1YA1018.0	
125	45	32	71	0.6	60	CM61M13P1YA2019.0	CD70M13P1YA2019.0
						CM61M13P1YA2020.0	CD70M13P1YA2020.0
						CM61M13P1YA2021.3	CD70M13P1YA2021.3
						CM61M13P1YA2022.0	CD70M13P1YA2022.0
						CM61M13P1YA2025.0	CD70M13P1YA2025.0
						CM61M13P1YA2025.4	CD70M13P1YA2025.4
						CM61M13P1YA2026.9	CD70M13P1YA2026.9
						CM61M13P1YA2028.0	CD70M13P1YA2028.0
						CM61M13P1YA2030.0	CD70M13P1YA2030.0
						CM61M13P1YA3030.0	CD70M13P1YA3030.0
CM61M13P1YA3032.0	CD70M13P1YA3032.0						
CM61M13P1YA3033.7	CD70M13P1YA3033.7						
CM61M13P1YA3035.0	CD70M13P1YA3035.0						
CM61M13P1YA3038.0	CD70M13P1YA3038.0						
CM61M13P1YA3040.0	CD70M13P1YA3040.0						
CM61M13P1YA3042.0	CD70M13P1YA3042.0						
187	90	54.5	117	2	90	CM61M13P1YA4038.0	CD70M13P1YA4038.0
						CM61M13P1YA4042.0	CD70M13P1YA4042.0
						CM61M13P1YA4044.5	CD70M13P1YA4044.5
						CM61M13P1YA4048.3	CD70M13P1YA4048.3
						CM61M13P1YA4050.8	CD70M13P1YA4050.8
						CM61M13P1YA4055.0	CD70M13P1YA4055.0
						CM61M13P1YA4057.0	CD70M13P1YA4057.0
						CM61M13P1YA4060.3	CD70M13P1YA4060.3
						CM61M13P1YA4063.5	CD70M13P1YA4063.5
						CM61M13P1YA4065.0	CD70M13P1YA4065.0
CM61M13P1YA4070.0	CD70M13P1YA4070.0						

Ölçü Tablosu Dimension Table						Sipariş Kodu Order Code	
L1	L2	H1	H2	S min.	Genişlik Width		
55	33	28.5	59.5	0.6	30	CD70M13P1YA1006.0	
						CD70M13P1YA1006.4	
						CD70M13P1YA1008.0	
						CD70M13P1YA1009.5	
						CD70M13P1YA1010.0	
						CD70M13P1YA1012.0	
						CD70M13P1YA1012.7	
						CD70M13P1YA1013.5	
						CD70M13P1YA1014.0	
						CD70M13P1YA1015.0	
						CD70M13P1YA1016.0	
						CD70M13P1YA1017.2	
						CD70M13P1YA1018.0	
70	45	36.5	75.5	0.6	30	CD70M13P1YA2019.0	CD70M13P1YA2019.0
						CD70M13P1YA2020.0	CD70M13P1YA2020.0
						CD70M13P1YA2021.3	CD70M13P1YA2021.3
						CD70M13P1YA2022.0	CD70M13P1YA2022.0
						CD70M13P1YA2025.0	CD70M13P1YA2025.0
						CD70M13P1YA2025.4	CD70M13P1YA2025.4
						CD70M13P1YA2026.9	CD70M13P1YA2026.9
						CD70M13P1YA2028.0	CD70M13P1YA2028.0
CD70M13P1YA2030.0	CD70M13P1YA2030.0						
85	60	42.5	87.5	0.6	30	CD70M13P1YA3030.0	CD70M13P1YA3030.0
						CD70M13P1YA3032.0	CD70M13P1YA3032.0
						CD70M13P1YA3033.7	CD70M13P1YA3033.7
						CD70M13P1YA3035.0	CD70M13P1YA3035.0
						CD70M13P1YA3038.0	CD70M13P1YA3038.0
						CD70M13P1YA3040.0	CD70M13P1YA3040.0
CD70M13P1YA3042.0	CD70M13P1YA3042.0						
115	90	58	120.5	2	45	CD70M13P1YA4038.0	CD70M13P1YA4038.0
						CD70M13P1YA4042.0	CD70M13P1YA4042.0
						CD70M13P1YA4044.5	CD70M13P1YA4044.5
						CD70M13P1YA4048.3	CD70M13P1YA4048.3
						CD70M13P1YA4050.8	CD70M13P1YA4050.8
						CD70M13P1YA4055.0	CD70M13P1YA4055.0
						CD70M13P1YA4057.0	CD70M13P1YA4057.0
						CD70M13P1YA4060.3	CD70M13P1YA4060.3
						CD70M13P1YA4063.5	CD70M13P1YA4063.5
						CD70M13P1YA4065.0	CD70M13P1YA4065.0
CD70M13P1YA4070.0	CD70M13P1YA4070.0						

Metal + Kaplama Tipi Metal + Surface Finishing		Gövde Malzemesi Clamp Body Material	
0	Kaplanmaz / Uncoated	A	Alüminyum / Aluminum
1	Fosfat / Phosphated / Fe/Znph	N	Polyamid / Polyamide
3	Galvaniz / Galvanized / Fe/Zn BC Cr3-B	T	TPE
4	CrNi 304 AISI 304	P	Polipropilen / Polypropylene
6	CrNi 316 AISI 316		
9	Çinko Nikel / Zinc Nickel Fe/ZnNi		

Farklı malzeme talepleriniz için lütfen LMC Makina'ya danışınız.

For different material request please consult LMC Makina.





Malzeme + Kaplama Tipi Metal + Surface Finishing	Gövde Malzemesi Clamp Body Material	Gövde Renk Clamp Body Color	Grup Group	Ölçü Size
C	M	6	I	M
1	3	P	1	Y
A	I	X	X	X
.
X	X	X	X	X

Grup Group	Dış Çap (ØD) O.D. of Pipe / Tube / Hose mm	Anma Çapı (R) Boru Dış Nominal Bore Pipe inch	Dış Çap (ØD) O.D. of Pipe / Tube / Hose inch
A5	65		
	70		
	73	R 2 1/2 <small>except DIN EN 10220</small>	2 7/8
	76.1	R 2 1/2 <small>only DIN EN 10220</small>	3
	80		3 1/4
A6	82.5		3 1/2
	88.9	R 3	3 1/2
	88.9	R 3	3 1/2
	100		
	101.6	R 3 1/2	4 1/4
A7	108	R 4	5
	114.3		5 1/4
	127		5 1/4
	133		5 1/4
	133		5 1/4
A8	139.7	R 5	
	152.4		
	159		6
	165		6 1/4
	168.3	R 6	6 1/2
A9	168.3	R 6	
	177.8		
	193.7		7
	216		7 5/8
	219.1	R 8	8 1/2
A10	219.1	R 8	
	244.5		
	273	R 10	
A10	323.9	R 12	
	355.6	R 14	
A10	406.4	R 16	

Ölçü Tablosu Dimension Table							Sipariş Kodu Order Code
L1	L2	H1	H2	S min.	Genişlik Width		
238	122	70	150	2	120	CM61M13P1YA5065.0 CM61M13P1YA5070.0 CM61M13P1YA5073.0 CM61M13P1YA5076.1 CM61M13P1YA5080.0 CM61M13P1YA5082.5 CM61M13P1YA5088.9	
309	168	99	211	2	160	CM61M13P1YA6088.9 CM61M13P1YA6100.0 CM61M13P1YA6101.6 CM61M13P1YA6108.0 CM61M13P1YA6114.3 CM61M13P1YA6127.0 CM61M13P1YA6133.0	
370	205	115	245	3	182	CM61M13P1YA7133.0 CM61M13P1YA7139.7 CM61M13P1YA7152.4 CM61M13P1YA7159.0 CM61M13P1YA7165.0 CM61M13P1YA7168.3	
440	265	160	339	3	240	CM61M13P1YA8168.3 CM61M13P1YA8177.8 CM61M13P1YA8193.7 CM61M13P1YA8216.0 CM61M13P1YA8219.1	
590	395	235	489	8	354	CM61M13P1YA9219.1 CM61M13P1YA9244.5 CM61M13P1YA9273.0 CM61M13P1YA9323.9	
750	534	295	609	18	364	CM61M13P1YA0355.6 CM61M13P1YA0406.4	



Metal + Kaplama Tipi Metal + Surface Finishing		Gövde Malzemesi Clamp Body Material	
0	Kaplanmaz / Uncoated	A	Alüminyum / Aluminum
1	Fosfat / Phosphated / Fe/Znph	N	Polyamid / Polyamide
3	Galvaniz / Galvanized / Fe/Zn 8C Cr3-B	T	TPE
4	CrNi 304 AISI 304	P	Polipropilen / Polypropylene
6	CrNi 316 AISI 316		
9	Çinko Nikel / Zinc Nickel Fe/ZnNi		



Farklı malzeme talepleriniz için lütfen LMC Makina'ya danışınız.

For different material request please consult LMC Makina.

Ç D α α M 6 3 P I Y A I X X X . X

Metal + Kaplama Tipi
Metal + Surface Finishing
 Gövde Malzemesi
Clamp Body Material
 Gövde Renk
Clamp Body Colour
 Grup
Group
 Ölçü
Size

Ç M 0 0 M 0 I P I Y A I X X X . X


Metal + Kaplama Tipi
Metal + Surface Finishing
 Gövde Malzemesi
Clamp Body Material
 Gövde Renk
Clamp Body Colour
 Grup
Group
 Ölçü
Size

Grup	Dış Çap (ØD)	Anma Çapı (R) Boru Dış	Dış Çap (ØD)
Group	O.D. of Pipe / Tube / Hose mm	Nominal Bore Pipe inch	O.D. of Pipe / Tube / Hose inch
A1	6		
	6.4		1/4
	8		5/16
	9.5		3/8
	10	R 1/8	
	12		
	12.7	R 1/4	1/2
	13.5		
	14		
	15		
16		5/8	
17.2	R 3/8		
18			
A2	19		3/4
	20		
	21.3	R 1/2	
	22		7/8
	25		
	25.4		1
	26.9	R 3/4	
	28		
30			
A3	30		
	32		1 1/4
	33.7	R 1	
	35		
	38		1 1/2
	40		
42	R 1 1/4		
A4	38		1 1/2
	42		
	44.5		1 3/4
	48.3	R 1 1/2	
	50.8		2
	55		
	57		2 1/4
	60.3	R 2	
	63.5		2 1/2
	65		
70		2 3/4	

Ölçü Tablosu						Sipariş Kodu
Dimension Table						
L1	L2	H1	H2	S min.	Genişlik	Width
						CDaaM63PIYA1006.4
						CDaaM63PIYA1008.0
						CDaaM63PIYA1009.5
						CDaaM63PIYA1010.0
						CDaaM63PIYA1012.0
55	33	16	47	0.6	30	CDaaM63PIYA1012.7
						CDaaM63PIYA1013.5
						CDaaM63PIYA1014.0
						CDaaM63PIYA1015.0
						CDaaM63PIYA1016.0
						CDaaM63PIYA1017.2
						CDaaM63PIYA1018.0
						CDaaM63PIYA2019.0
						CDaaM63PIYA2020.0
						CDaaM63PIYA2021.3
						CDaaM63PIYA2022.0
70	45	24	63	0.6	30	CDaaM63PIYA2025.0
						CDaaM63PIYA2025.4
						CDaaM63PIYA2026.9
						CDaaM63PIYA2028.0
						CDaaM63PIYA2030.0
						CDaaM63PIYA3030.0
						CDaaM63PIYA3032.0
						CDaaM63PIYA3033.7
85	60	30	75	0.6	30	CDaaM63PIYA3035.0
						CDaaM63PIYA3038.0
						CDaaM63PIYA3040.0
						CDaaM63PIYA3042.0
						CDaaM63PIYA4038.0
						CDaaM63PIYA4042.0
						CDaaM63PIYA4044.5
						CDaaM63PIYA4048.3
						CDaaM63PIYA4050.8
115	90	44.5	107	2	45	CDaaM63PIYA4055.0
						CDaaM63PIYA4057.0
						CDaaM63PIYA4060.3
						CDaaM63PIYA4063.5
						CDaaM63PIYA4065.0
						CDaaM63PIYA4070.0

Ölçü Tablosu						Sipariş Kodu
Dimension Table						
L1	L2	H1	H2	S min.	Genişlik	Width
						CM00M01PIYA1006.4
						CM00M01PIYA1008.0
						CM00M01PIYA1009.5
						CM00M01PIYA1010.0
						CM00M01PIYA1012.0
74	33	24	40	0.6	30	CM00M01PIYA1012.7
						CM00M01PIYA1013.5
						CM00M01PIYA1014.0
						CM00M01PIYA1015.0
						CM00M01PIYA1016.0
						CM00M01PIYA1017.2
						CM00M01PIYA1018.0
						CM00M01PIYA2019.0
						CM00M01PIYA2020.0
						CM00M01PIYA2021.3
						CM00M01PIYA2022.0
86	45	32	56	0.6	30	CM00M01PIYA2025.0
						CM00M01PIYA2025.4
						CM00M01PIYA2026.9
						CM00M01PIYA2028.0
						CM00M01PIYA2030.0
						CM00M01PIYA3030.0
						CM00M01PIYA3032.0
						CM00M01PIYA3033.7
100	60	38	68	0.6	30	CM00M01PIYA3035.0
						CM00M01PIYA3038.0
						CM00M01PIYA3040.0
						CM00M01PIYA3042.0
						CM00M01PIYA4038.0
						CM00M01PIYA4042.0
						CM00M01PIYA4044.5
						CM00M01PIYA4048.3
						CM00M01PIYA4050.8
140	90	54.5	99	2	45	CM00M01PIYA4055.0
						CM00M01PIYA4057.0
						CM00M01PIYA4060.3
						CM00M01PIYA4063.5
						CM00M01PIYA4065.0
						CM00M01PIYA4070.0

Metal + Kaplama Tipi Metal + Surface Finishing		Gövde Malzemesi Clamp Body Material	
0	Kaplanmaz / Uncoated	A	Alüminyum / Aluminum
1	Fosfat / Phosphated / Fe/Znph	N	Polyamid / Polyamide
3	Galvaniz / Galvanized / Fe/Zn BC Cr3-B	T	TPE
4	CrNi 304 AISI 304	P	Polipropilen / Polypropylene
6	CrNi 316 AISI 316		
9	Çinko Nikel / Zinc Nickel Fe/ZnNi		



Farklı malzeme talepleriniz için lütfen LMC Makina'ya danışınız.

For different material request please consult LMC Makina.

C	D	a	a	M	6	3	P	1	Y	A	X	X	X	X	.	X

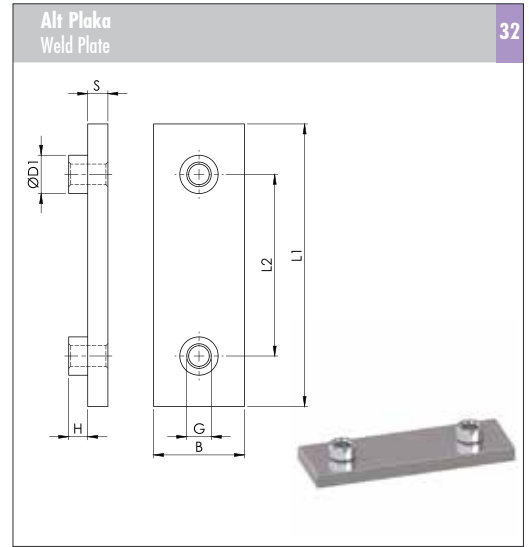
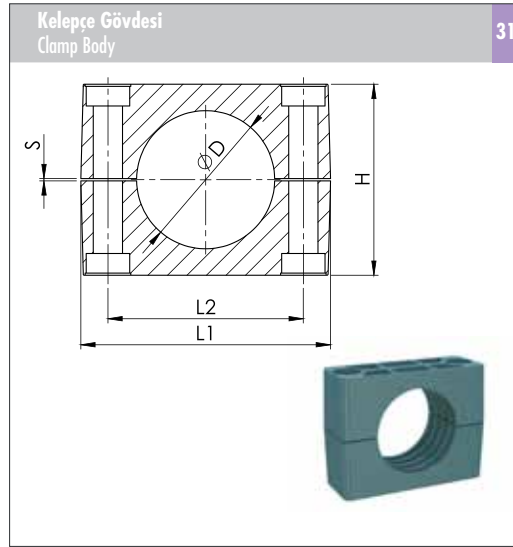
Metal + Kaplama Tipi / Metal + Surface Finishing
 Gövde Malzemesi / Clamp Body Material
 Kelepçe Renk / Clamp Body Color
 Grup / Group
 Ölçü / Size

Grup Group	Dış Çap (ØD) O.D. of Pipe / Tube / Hose mm	Anma Çapı (R) Boru Dış Nominal Bore Pipe inch	Dış Çap (ØD) O.D. of Pipe / Tube / Hose inch
A5	65		
	70		
	73	R 2 1/2 <small>except DIN EN 10220</small>	2 7/8
	76.1	R 2 1/2 <small>only DIN EN 10220</small>	3
	80		3 1/4
	82.5		3 1/2
	88.9	R 3	3 1/2
A6	88.9	R 3	3 1/2
	100		
	101.6	R 3 1/2	4 1/4
	108		
	114.3	R 4	5
	127		5 1/4
A7	133		
	139.7	R 5	6
	152.4		6 1/4
	159		6 1/2
	165		
	168.3	R 6	
A8	168.3	R 6	
	177.8		7
	193.7		7 5/8
	216		8 1/2
	219.1	R 8	
A9	219.1	R 8	
	244.5		
	273	R 10	
A10	323.9	R 12	
	355.6	R 14	
	406.4	R 16	

Ölçü Tablosu Dimension Table							Sipariş Kodu Order Code
L1	L2	H1	H2	S min.	Genişlik Width		
154	122	60	140	2	60	CDaaM63P1YA5065.0 CDaaM63P1YA5070.0 CDaaM63P1YA5073.0 CDaaM63P1YA5076.1 CDaaM63P1YA5080.0 CDaaM63P1YA5082.5 CDaaM63P1YA5088.9	
206	168	84	196	2	80	CDaaM63P1YA6088.9 CDaaM63P1YA6100.0 CDaaM63P1YA6101.6 CDaaM63P1YA6108.0 CDaaM63P1YA6114.3 CDaaM63P1YA6127.0 CDaaM63P1YA6133.0	
251	205	100	230	3	90	CDaaM63P1YA7133.0 CDaaM63P1YA7139.7 CDaaM63P1YA7152.4 CDaaM63P1YA7159.0 CDaaM63P1YA7165.0 CDaaM63P1YA7168.3	
335	265	135	314	3	120	CDaaM63P1YA8168.3 CDaaM63P1YA8177.8 CDaaM63P1YA8193.7 CDaaM63P1YA8216.0 CDaaM63P1YA8219.1	
470	395	205	459	8	160	CDaaM63P1YA9219.1 CDaaM63P1YA9244.5 CDaaM63P1YA9273.0 CDaaM63P1YA9323.9	
630	534	265	579	18	180	CDaaM63P1YA0355.6 CDaaM63P1YA0406.4	



Gövde Malzemesi Clamp Body Material	Metal + Kaplama Tipi Metal + Surface Finishing	Vida Tipi Thread Type
A Alüminyum / Aluminum	0 Kaplamasız / Uncoated	C UNC
N Polyamid / Polyamide	1 Fosfat / Phosphated / Fe/Znph	F UNF
T TPE	3 Galvaniz / Galvanized / Fe/Zn 8C Cr3-B	M Metrik / Metric
P Polipropilen / Polypropylene	4 CrNi 304 AISI 304	W Whitworth
	6 CrNi 316 AISI 316	
	9 Çinko Nikel / Zinc Nickel Fe/ZnNi	



Farklı malzeme talepleriniz için lütfen LMC Makina'ya danışınız.

For different material request please consult LMC Makina.

C	2	P	1	Y	A	1	X	X	X	.	X
		Gövde Malzemesi Clamp Body Material	Gövde Tipi Clamp Body Design	Gövde Renk Clamp Body Colour	Grup						Ölçü Size

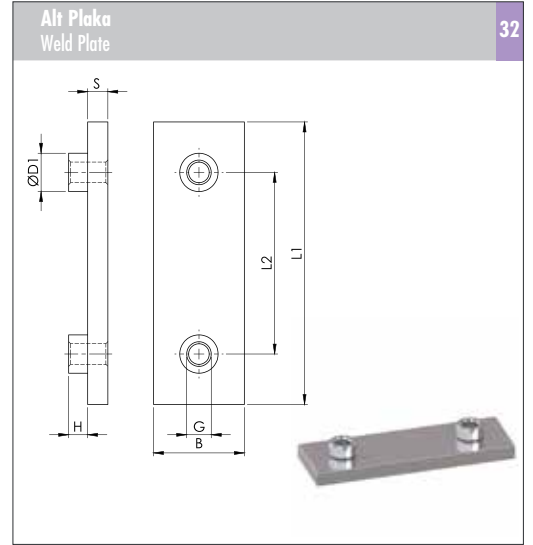
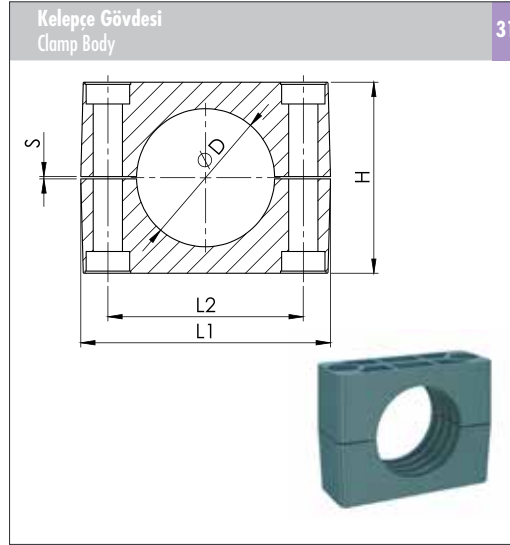
C	A	0	0	M	1	A	1
				Vida Tipi Thread Type	Metal + Kaplama Tipi Metal + Surface Finishing		Grup

Grup	Dış Çap (ØD)	Anma Çapı (R) Boru Dış	Dış Çap (ØD)
Group	O.D. of Pipe / Tube / Hose mm	Nominal Bore Pipe inch	O.D. of Pipe / Tube / Hose inch
A1	6		
	6.4		1/4
	8		5/16
	9.5		3/8
	10	R 1/8	
	12		
	12.7		1/2
	13.5	R 1/4	
	14		
	15		
16		5/8	
17.2	R 3/8		
18			
A2	19		3/4
	20		
	21.3	R 1/2	
	22		7/8
	25		
	25.4		1
	26.9	R 3/4	
	28		
30			
A3	30		
	32		1 1/4
	33.7	R 1	
	35		
	38		1 1/2
	40		
42	R 1 1/4		
A4	38		1 1/2
	42		
	44.5		1 3/4
	48.3	R 1 1/2	
	50.8		2
	55		
	57		2 1/4
	60.3	R 2	
	63.5		2 1/2
	65		
70		2 3/4	

Ölçü Tablosu						Sipariş Kodu
Dimension Table						Order Code
L1	L2	H	S min.	Genişlik Width		
55	33	32	0.6	30		C2P1YA1006.0 C2P1YA1006.4 C2P1YA1008.0 C2P1YA1009.5 C2P1YA1010.0 C2P1YA1012.0 C2P1YA1012.7 C2P1YA1013.5 C2P1YA1014.0 C2P1YA1015.0 C2P1YA1016.0 C2P1YA1017.2 C2P1YA1018.0
70	45	48	0.6	30		C2P1YA2019.0 C2P1YA2020.0 C2P1YA2021.3 C2P1YA2022.0 C2P1YA2025.0 C2P1YA2025.4 C2P1YA2026.9 C2P1YA2028.0 C2P1YA2030.0
85	60	50	0.6	30		C2P1YA3030.0 C2P1YA3032.0 C2P1YA3033.7 C2P1YA3035.0 C2P1YA3038.0 C2P1YA3040.0 C2P1YA3042.0
115	90	89	2	45		C2P1YA4038.0 C2P1YA4042.0 C2P1YA4044.5 C2P1YA4048.3 C2P1YA4050.8 C2P1YA4055.0 C2P1YA4057.0 C2P1YA4060.3 C2P1YA4063.5 C2P1YA4065.0 C2P1YA4070.0

Ölçü Tablosu								Sipariş Kodu
Dimension Table								Order Code
L1	L2	H	S	G	B	ØD1		
74	33	8	8	M10 3/8-16 UNC	30	18		CA00M1A1
86	45	8	8	M10 3/8-16 UNC	30	18		CA00M1A2
100	60	8	8	M10 3/8-16 UNC	30	18		CA00M1A3
140	90	8	10	M12 7/16-14 UNC	45	20		CA00M1A4

Gövde Malzemesi Clamp Body Material	Metal + Kaplama Tipi Metal + Surface Finishing	Vida Tipi Thread Type
A Alüminyum / Aluminum	0 Kaplamasız / Uncoated	C UNC
N Poliamid / Polyamide	1 Fosfat / Phosphated / Fe/Znph	F UNF
T TPE	3 Galvaniz / Galvanized / Fe/Zn 8C Cr3-B	M Metrik / Metric
P Polipropilen / Polypropylene	4 CrNi 304 AISI 304	W Whitworth
	6 CrNi 316 AISI 316	
	9 Çinko Nikel / Zinc Nickel Fe/ZnNi	



Farklı malzeme talepleriniz için lütfen LMC Makina'ya danışınız.

For different material request please consult LMC Makina.

C	2	P	I	Y	A	I	X	X	X	.	X
Gövde Malzemesi Clamp Body Material	Gövde Tipi Clamp Body Design	Gövde Renk Clamp Body Colour	Grup Group	Ölçü Size							

C	A	0	0	M	I	A	I
Vida Tipi Thread Type	Metal + Kaplama Tipi Metal + Surface Finishing	Grup Group					

Grup Group	Dış Çap (ØD) O.D. of Pipe / Tube / Hose mm	Anma Çapı (R) Boru Dış Nominal Bore Pipe Inch	Dış Çap (ØD) O.D. of Pipe / Tube / Hose inch
A5	65		
	70		
	73	R 2 1/2 <small>except DIN EN 10220</small>	2 7/8
	76.1	R 2 1/2 <small>only DIN EN 10220</small>	3
	80		3 1/4
A6	82.5		3 1/2
	88.9	R 3	3 1/2
	100		
	101.6	R 3 1/2	
	108		4 1/4
	114.3	R 4	
	127		5
133		5 1/4	
A7	133		
	139.7	R 5	
	152.4		6
	159		6 1/4
	165		6 1/2
A8	168.3	R 6	
	168.3		
	177.8		7
	193.7		7 5/8
	216		8 1/2
A9	219.1	R 8	
	244.5		
	273	R 10	
	323.9	R 12	
A10	355.6	R 14	
	406.4	R 16	

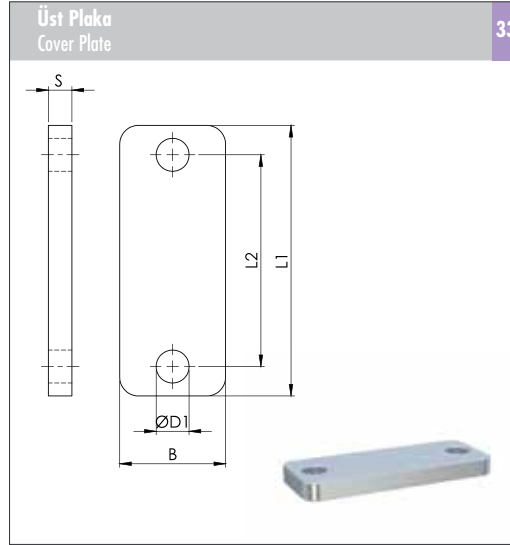
Ölçü Tablosu Dimension Table						Sipariş Kodu Order Code
L1	L2	H	S min.	Gemşilik Width		
154	122	120	2	60	C2P1YA5065.0 C2P1YA5070.0 C2P1YA5073.0 C2P1YA5076.1 C2P1YA5080.0 C2P1YA5082.5 C2P1YA5088.9	
206	168	168	2	80	C2P1YA6088.9 C2P1YA6100.0 C2P1YA6101.6 C2P1YA6108.0 C2P1YA6114.3 C2P1YA6127.0 C2P1YA6133.0	
251	205	200	3	91	C2P1YA7133.0 C2P1YA7139.7 C2P1YA7152.4 C2P1YA7159.0 C2P1YA7165.0 C2P1YA7168.3	
335	265	270	3	120	C2P1YA8168.3 C2P1YA8177.8 C2P1YA8193.7 C2P1YA8216.0 C2P1YA8219.1	
470	395	410	8	162	C2P1YA9219.1 C2P1YA9244.5 C2P1YA9273.0 C2P1YA9323.9	
630	534	530	18	182	C2P1YA0355.6 C2P1YA0406.4	

Ölçü Tablosu Dimension Table								Sipariş Kodu Order Code
L1	L2	H	S	G	B	ØD1		
180	122	12	10	M16 5/8-11 UNC	60	24	CA00M1A5	
226	168	18	15	M20 3/4-10 UNC	80	30	CA00M1A6	
270	205	21	15	M24 7/8-9 UNC	90	35	CA00M1A7	
340	265	21	25	M30 1-1/8-7 UNC	120	45	CA00M1A8	
520	395	38	30	M30 1-1/8-7 UNC	160	50	CA00M1A9	
680	534	38	30	M30 1-1/8-7 UNC	180	50	CA00M1A0	

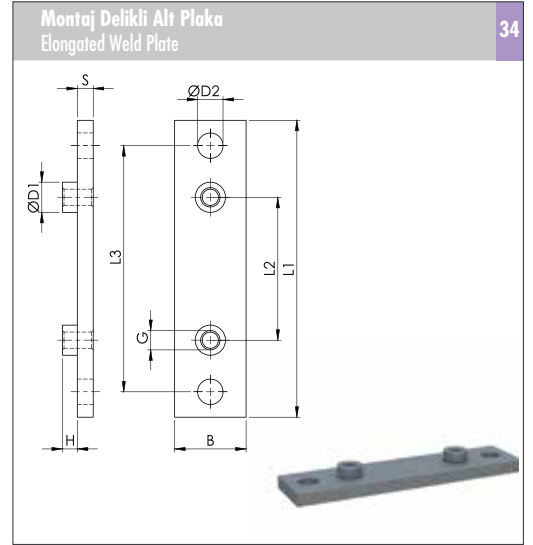
Metal + Kaplama Tipi Metal + Surface Finishing		Vida Tipi Thread Type	
0	Kaplanmaz / Uncoated	C	UNC
1	Fosfat / Phosphated / Fe/Znph	F	UNF
3	Galvaniz / Galvanized / Fe/Zn 8C Cr3-B	M	Metrik / Metric
4	CrNi 304 AISI 304	W	Whitworth
6	CrNi 316 AISI 316		
9	Çinko Nikel / Zinc Nickel Fe/ZnNi		

Farklı malzeme talepleriniz için lütfen LMC Makina'ya danışınız.

For different material request please consult LMC Makina.



C	U	O	O	T	3	A	1
					▼ Metal + Kaplama Tipi Metal + Surface Finishing		▼ Grup Group



C	A	O	I	M	3	A	1
				▼ Vida Tipi Thread Type	▼ Metal + Kaplama Tipi Metal + Surface Finishing		▼ Grup Group

Grup Group	Dış Çap (ØD) O.D. of Pipe / Tube / Hose mm	Anma Çapı (R) Boru Dış Nominal Bore Pipe inch	Dış Çap (ØD) O.D. of Pipe / Tube / Hose inch
A5	65		
	70		
	73	R 2 1/2 <small>except DIN EN 10220</small>	2 7/8
	76.1	R 2 1/2 <small>only DIN EN 10220</small>	3
	80		3 1/4
A6	82.5		3 1/2
	88.9	R 3	3 1/2
	88.9	R 3	3 1/2
	100		
	101.6	R 3 1/2	
A7	108		4 1/4
	114.3	R 4	5
	127		5 1/4
	133		
	139.7	R 5	
A8	152.4		6
	159		6 1/4
	165		6 1/2
	168.3	R 6	
	177.8	R 6	7
A9	193.7		7 5/8
	216		8 1/2
	219.1	R 8	
A10	219.1	R 8	
	244.5		
	273	R 10	
A9	323.9	R 12	
	355.6	R 14	
A10	406.4	R 16	

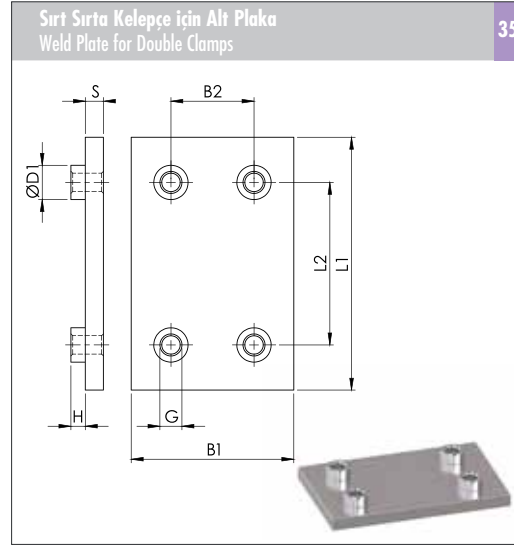
Ölçü Tablosu Dimension Table					Sipariş Kodu Order Code
L1	L2	B	S	ØD1	
152	122	60	10	19	CU00T3A5
206	168	80	15	22	CU00T3A6
251	205	90	15	26	CU00T3A7
340	265	120	25	35	CU00T3A8
470	395	160	30	35	CU00T3A9
630	534	180	30	35	CU00T3A0

Ölçü Tablosu Dimension Table										Sipariş Kodu Order Code
L1	L2	L3	H	S	G	B	ØD1	ØD2		
238	122	198	12	10	M16 5/8-11 UNC	60	24	21	CA01M3A5	
309	168	259	18	15	M20 3/4-10 UNC	80	30	26	CA01M3A6	
370	205	310	21	15	M24 7/8-9 UNC	90	35	31	CA01M3A7	
440	265	380	21	25	M30 1-1/8-7 UNC	120	45	31	CA01M3A8	
590	395	530	38	30	M30 1-1/8-7 UNC	160	50	31	CA01M3A9	
750	534	690	38	30	M30 1-1/8-7 UNC	180	50	31	CA01M3A0	

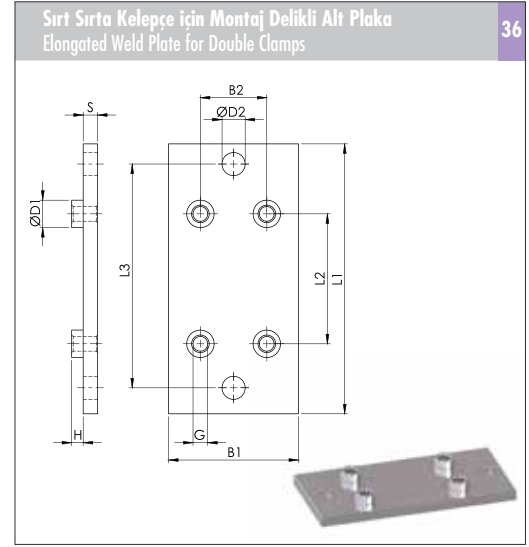
Metal + Kaplama Tipi Metal + Surface Finishing		Vida Tipi Thread Type	
0	Kaplanmasız / Uncoated	C	UNC
1	Fosfat / Phosphated / Fe/Znph	F	UNF
3	Galvaniz / Galvanized / Fe/Zn 8C Cr3-B	M	Metrik / Metric
4	CrNi 304 AISI 304	W	Whitworth
6	CrNi 316 AISI 316		
9	Çinko Nikel / Zinc Nickel Fe/ZnNi		

Farklı malzeme talepleriniz için lütfen LMC Makina'ya danışınız.

For different material request please consult LMC Makina.



C	A	2	0	M	1	A	1
				Vida Tipi Thread Type	Metal + Kaplama Tipi Metal + Surface Finishing		Grup Group



C	A	2	1	M	3	A	1
				Vida Tipi Thread Type	Metal + Kaplama Tipi Metal + Surface Finishing		Grup Group

Grup Group	Dış Çap (ØD) O.D. of Pipe / Tube/Hose mm	Anma Çapı (R) Boru Dış Nominal Bore Pipe inch	Dış Çap (ØD) O.D. of Pipe / Tube/Hose inch
A1	6		
	6.4		1/4
	8		5/16
	9.5		3/8
	10	R 1/8	
	12		
	12.7		1/2
	13.5	R 1/4	
	14		
	15		
16		5/8	
17.2	R 3/8		
18			
A2	19		3/4
	20		
	21.3	R 1/2	
	22		7/8
	25		
	25.4		1
	26.9	R 3/4	
	28		
	30		
	A3	30	
32			1 1/4
33.7		R 1	
35			
38			1 1/2
40			
42		R 1 1/4	
A4	38		1 1/2
	42		
	44.5		1 3/4
	48.3	R 1 1/2	
	50.8		2
	55		2 1/4
	57		
	60.3	R 2	
	63.5		2 1/2
	65		
70		2 3/4	

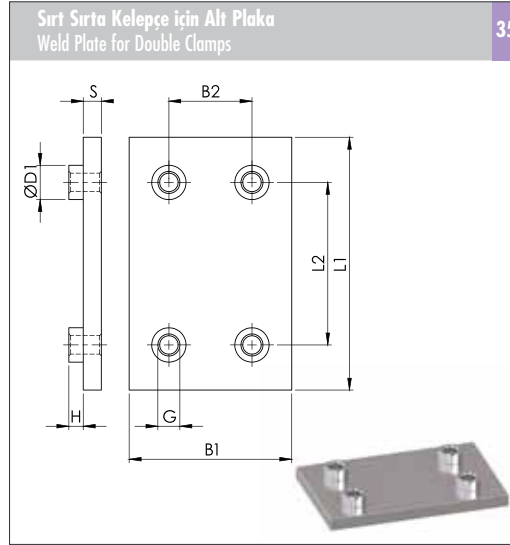
Ölçü Tablosu Dimension Table									Sipariş Kodu Order Code
L1	L2	B1	B2	H	S	G	ØD1		
74	33	60	31	8	8	M10 3/8-16 UNC	18	CA20M1A1	
86	45	60	31	8	8	M10 3/8-16 UNC	18	CA20M1A2	
100	60	60	31	8	8	M10 3/8-16 UNC	18	CA20M1A3	
140	90	90	46	8	10	M12 7/16-14 UNC	20	CA20M1A4	

Ölçü Tablosu Dimension Table											Sipariş Kodu Order Code
L1	L2	L3	B1	B2	H	S	G	ØD1	ØD2		
113	33	85	60	31	8	8	M10 3/8-16 UNC	18	13	CA21M3A1	
125	45	97	60	31	8	8	M10 3/8-16 UNC	18	13	CA21M3A2	
140	60	112	60	31	8	8	M10 3/8-16 UNC	18	13	CA21M3A3	
187	90	155	90	46	8	10	M12 7/16-14 UNC	20	16	CA21M3A4	

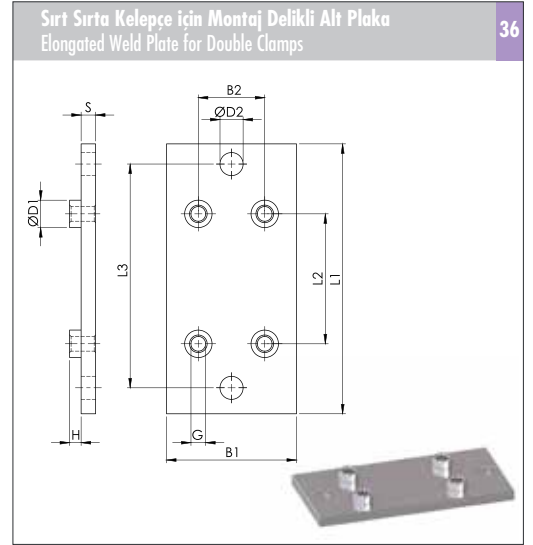
Metal + Kaplama Tipi Metal + Surface Finishing		Vida Tipi Thread Type	
0	Kaplamasız / Uncoated	C	UNC
1	Fosfat / Phosphated / Fe/Znph	F	UNF
3	Galvaniz / Galvanized / Fe/Zn 8C Cr3-B	M	Metrik / Metric
4	CrNi 304 AISI 304	W	Whitworth
6	CrNi 316 AISI 316		
9	Çinko Nikel / Zinc Nickel Fe/ZnNi		

Farklı malzeme talepleriniz için lütfen LMC Makina'ya danışınız.

For different material request please consult LMC Makina.



C	A	2	0	M	1	A	1
				Vida Tipi Thread Type		Metal + Kaplama Tipi Metal + Surface Finishing	Grup Group



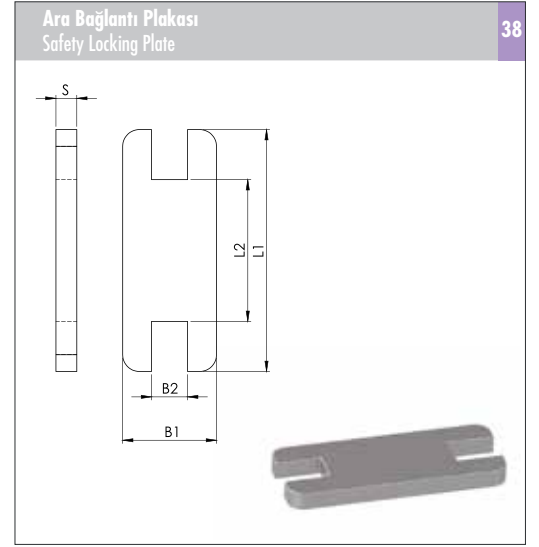
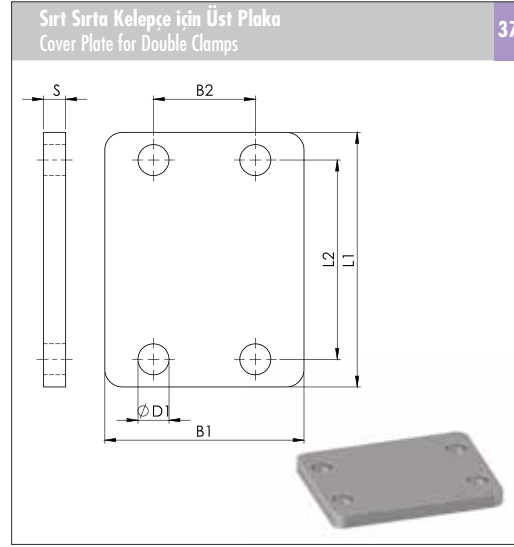
C	A	2	1	M	3	A	1
				Vida Tipi Thread Type		Metal + Kaplama Tipi Metal + Surface Finishing	Grup Group

Grup Group	Dış Çap (ØD) O.D. of Pipe / Tube/Hose mm	Anma Çapı (R) Boru Dış Nominal Bore Pipe inch	Dış Çap (ØD) O.D. of Pipe / Tube/Hose inch
A5	65		
	70		
	73	R 2 1/2 <small>except DIN EN 10220</small>	2 7/8
	76.1	R 2 1/2 <small>only DIN EN 10220</small>	3
	80		3 1/4
A6	82.5		3 1/2
	88.9	R 3	3 1/2
	100		
	101.6	R 3 1/2	4 1/4
	108	R 4	5
A7	114.3		5 1/4
	127		5 1/4
	133		5 1/4
	139.7	R 5	6
	152.4		6 1/4
A8	159		6 1/2
	165		
	168.3	R 6	7
	177.8		7 5/8
	193.7		8 1/2
A9	216		
	219.1	R 8	
	244.5	R 10	
A10	273	R 12	
	323.9	R 14	
	355.6	R 16	
	406.4		

Ölçü Tablosu Dimension Table								Sipariş Kodu Order Code
L1	L2	B1	B2	H	S	G	ØD1	
180	122	120	61	12	10	M16 5/8-11 UNC	24	CA20M1A5
226	168	160	81	18	15	M20 3/4-10 UNC	30	CA20M1A6
270	205	182	93	21	15	M24 7/8-9 UNC	35	CA20M1A7
340	265	240	122	21	25	M30 1-1/8-7 UNC	45	CA20M1A8
520	395	324	166	38	30	M30 1-1/8-7 UNC	50	CA20M1A9
680	534	364	186	38	30	M30 1-1/8-7 UNC	50	CA20M1A0

Ölçü Tablosu Dimension Table										Sipariş Kodu Order Code
L1	L2	L3	B1	B2	H	S	G	ØD1	ØD2	
238	122	198	120	61	12	10	M16 5/8-11 UNC	24	21	CA21M3A5
309	168	259	160	81	18	15	M20 3/4-10 UNC	30	26	CA21M3A6
370	205	310	182	93	21	15	M24 7/8-9 UNC	35	31	CA21M3A7
440	265	380	240	124	21	25	M30 1-1/8-7 UNC	45	31	CA21M3A8
590	395	530	326	166	38	30	M30 1-1/8-7 UNC	50	31	CA21M3A9
750	534	690	364	186	38	30	M30 1-1/8-7 UNC	50	31	CA21M3A0

Metal + Kaplama Tipi Metal + Surface Finishing		Vida Tipi Thread Type	
0	Kaplamasız / Uncoated	C	UNC
1	Fosfat / Phosphated / Fe/Znph	F	UNF
3	Galvaniz / Galvanized / Fe/Zn 8C Cr3-B	M	Metrik / Metric
4	CrNi 304 AISI 304	W	Whitworth
6	CrNi 316 AISI 316		
9	Çinko Nikel / Zinc Nickel Fe/ZnNi		



Farklı malzeme talepleriniz için lütfen LMC Makina'ya danışınız.

For different material request please consult LMC Makina.

C	U	2	0	T	3	A	1
					▼ Metal + Kaplama Tipi Metal + Surface Finishing		▼ Grup Group

C	H	0	0	T	3	A	1
					▼ Metal + Kaplama Tipi Metal + Surface Finishing		▼ Grup Group

Grup	Dış Çap (ØD)	Anma Çapı (R) Boru Dışı	Dış Çap (ØD)
Group	O.D. of Pipe / Tube / Hose mm	Nominal Bore Pipe inch	O.D. of Pipe / Tube / Hose inch
A1	6		
	6.4		1/4
	8		5/16
	9.5		3/8
	10	R 1/8	
	12		
	12.7		1/2
	13.5	R 1/4	
	14		
	15		
16		5/8	
17.2	R 3/8		
18			
A2	19		3/4
	20		
	21.3	R 1/2	
	22		7/8
	25		
	25.4		1
	26.9	R 3/4	
	28		
30			
A3	30		
	32		1 1/4
	33.7	R 1	
	35		
	38		1 1/2
	40		
42	R 1 1/4		
A4	38		1 1/2
	42		
	44.5		1 3/4
	48.3	R 1 1/2	
	50.8		2
	55		2 1/4
	57		
	60.3	R 2	
	63.5		2 1/2
	65		
70		2 3/4	

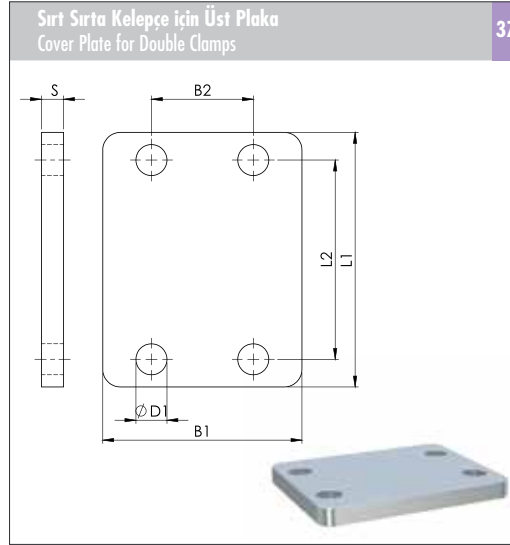
Ölçü Tablosu							Sipariş Kodu
Dimension Table							Order Code
L1	L2	B1	B2	S	ØD1		
55	33	60	31	8	11	CU20T3A1	
70	45	60	31	8	11	CU20T3A2	
85	60	60	31	8	11	CU20T3A3	
115	90	90	46	10	14	CU20T3A4	

Ölçü Tablosu					Sipariş Kodu
Dimension Table					Order Code
L1	L2	B1	B2	S	
56	13.5	30	15	8	CH00T3A1
70	25	30	15	8	CH00T3A2
85	40	30	15	8	CH00T3A3
116	68	45	17	10	CH00T3A4

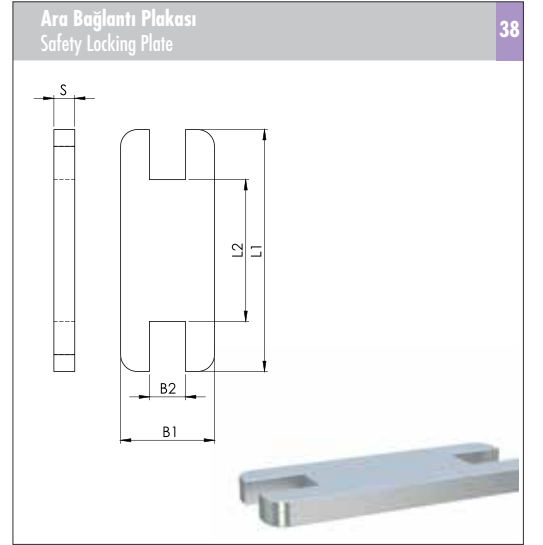
Metal + Kaplama Tipi	
Metal + Surface Finishing	
0	Kaplanmaz / Uncoated
1	Fosfat / Phosphated / Fe/Znph
3	Galvaniz / Galvanized / Fe/Zn 8C Cr3-B
4	CrNi 304 / AISI 304
6	CrNi 316 / AISI 316
9	Çinko Nikel / Zinc Nickel - Fe/ZnNi

Farklı malzeme talepleriniz için lütfen LMC Makina'ya danışınız.

For different material request please consult LMC Makina.



C	U	2	0	T	3	A	1
Metal + Kaplama Tipi Metal + Surface Finishing						Grup Group	



C	H	0	0	T	3	A	1
Metal + Kaplama Tipi Metal + Surface Finishing						Grup Group	

Grup	Dış Çap (ØD)	Anma Çapı (R) Boru Dış	Dış Çap (ØD)
Group	O.D. of Pipe / Tube/Hose mm	Nominal Bore Pipe inch	O.D. of Pipe / Tube/Hose inch
A5	65		
	70		
	73	R 2 1/2 <small>except DIN EN 10220</small>	2 7/8
	76.1	R 2 1/2 <small>only DIN EN 10220</small>	3
	80		
A6	82.5		3 1/4
	88.9	R 3	3 1/2
	88.9	R 3	3 1/2
	100		
	101.6	R 3 1/2	
A7	108		4 1/4
	114.3	R 4	
	127		5
	133		5 1/4
	133		
A8	139.7	R 5	
	152.4		6
	159		6 1/4
	165		6 1/2
	168.3	R 6	
A9	168.3	R 6	
	177.8		7
	193.7		7 5/8
	216		8 1/2
	219.1	R 8	
A10	219.1	R 8	
	244.5		
	273	R 10	
	323.9	R 12	
	355.6	R 14	
	406.4	R 16	

Ölçü Tablosu						Sipariş Kodu
Dimension Table						Order Code
L1	L2	B1	B2	S	ØD1	
152	122	120	61	10	19	CU20T3A5
206	168	160	81	15	22	CU20T3A6
251	205	182	93	15	26	CU20T3A7
320	265	240	122	25	35	CU20T3A8
470	395	324	166	30	35	CU20T3A9
630	534	364	186	30	35	CU20T3A0

Ölçü Tablosu					Sipariş Kodu
Dimension Table					Order Code
L1	L2	B1	B2	S	
153	97	60	21	10	CH00T3A5
206	130	80	27	15	CH00T3A6
251	166	90	30	15	CH00T3A7
325	205	120	49	25	CH00T3A8

Metal + Kaplama Tipi Metal + Surface Finishing		Vida Tipi Thread Type	
0	Kaplanasız / Uncoated	C	UNC
1	Fosfat / Phosphated / Fe/Znph	F	UNF
3	Galvaniz / Galvanized / Fe/Zn 8C Cr3-B	M	Metrik / Metric
4	CrNi 304 AISI 304	W	Whitworth
6	CrNi 316 AISI 316		
9	Çinko Nikel / Zinc Nickel Fe/ZnNi		

Alıköşe Başlı Cıvata
Hexagon Head Bolt

DIN 931 / 933 - ISO 4014

Ara Bağlantı Cıvatası
Stacking Bolt

Farklı malzeme talepleriniz için lütfen LMC Makina'ya danışınız.

For different material request please consult LMC Makina.

C	C	A	M	3	0	1	0	0	4	5
			Vida Tipi Thread Type			Vida Ölçüsü Screw-bolt Size			Cıvata Boyu Screw-bolt Length	
			Metal + Kaplama Tipi Metal + Surface Finishing							

C	C	B	M	3	0	1	0	0	2	4
			Vida Tipi Thread Type			Vida Ölçüsü Screw-bolt Size			Cıvata Boyu Screw-bolt Length	
			Metal + Kaplama Tipi Metal + Surface Finishing							

Grup Group	Dış Çap (ØD) O.D. of Pipe / Tube/Hose mm	Anma Çapı (R) Boru Dış Nominal Bore Pipe inch	Dış Çap (ØD) O.D. of Pipe / Tube/Hose inch
A1	6		
	6.4		1/4
	8		5/16
	9.5		3/8
	10	R 1/8	
	12		
	12.7		1/2
	13.5	R 1/4	
	14		
	15		
16		5/8	
17.2	R 3/8		
18			
A2	19		3/4
	20		
	21.3	R 1/2	
	22		7/8
	25		
	25.4		1
	26.9	R 3/4	
	28		
30			
A3	30		
	32		1 1/4
	33.7	R 1	
	35		
	38		1 1/2
	40		
42	R 1 1/4		
A4	38		1 1/2
	42		
	44.5		1 3/4
	48.3	R 1 1/2	
	50.8		2
	55		
	57		2 1/4
	60.3	R 2	
	63.5		2 1/2
	65		
70		2 3/4	

Ölçü Tablosu Dimension Table	Sipariş Kodu Order Code
GxL M10x45 3/8-16 UNC x 1-3/4	CCAM3010045 CCAC3012045
M10x60 3/8-16 UNC x 2-1/4	CCAM3010060 CCAC3012060
M10x70 3/8-16 UNC x 2-3/4	CCAM3010070 CCAC3012070
M12x100 7/6-14 UNC x 4	CCAM3012100 CCAC3014100

Ölçü Tablosu Dimension Table					Sipariş Kodu Order Code
L1	L2	L3 min.	G	SW	
49	24	15	M10 3/8-16 UNC	15	CCBM3010024 CCBC3012024
65	40	15	M10 3/8-16 UNC	15	CCBM3010040 CCBC3012040
74	50	15	M10 3/8-16 UNC	15	CCBM3010050 CCBC3012050
108	81	18	M12 7/16-14 UNC	17	CCBM3012081 CCBC3014081

Metal + Kaplama Tipi Metal + Surface Finishing		Vida Tipi Thread Type	
0	Kaplamasız / Uncoated	C	UNC
1	Fosfat / Phosphated / Fe/Znph	F	UNF
3	Galvaniz / Galvanized / Fe/Zn 8C Cr3-B	M	Metrik / Metric
4	CrNi 304 AISI 304	W	Whitworth
6	CrNi 316 AISI 316		
9	Çinko Nikel / Zinc Nickel Fe/ZnNi		

Altıköşe Başlı Cıvata
Hexagon Head Bolt

DIN 931 / 933 - ISO 4014

Ara Bağlantı Cıvatası
Stacking Bolt

Farklı malzeme talepleriniz için lütfen LMC Makina'ya danışınız.

For different material request please consult LMC Makina.

C C A M 3 0 1 0 0 4 5

↓
 Vida Tipi
Thread Type
 Metal + Kaplama Tipi
Metal + Surface Finishing
 Vida Ölçüsü
Screw-bolt Size
 Cıvata Boyu
Screw-bolt Length

C C B M 3 0 1 0 0 2 4

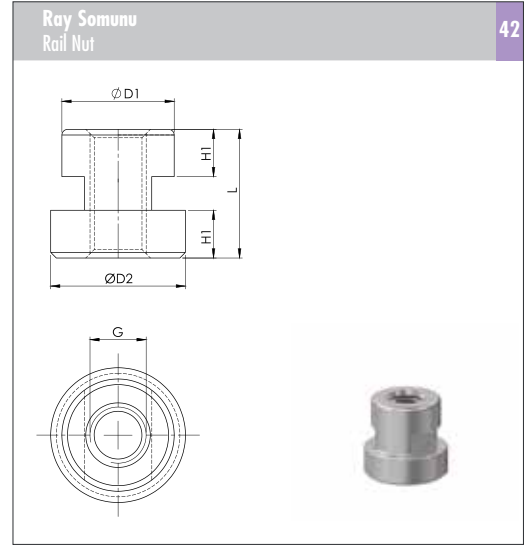
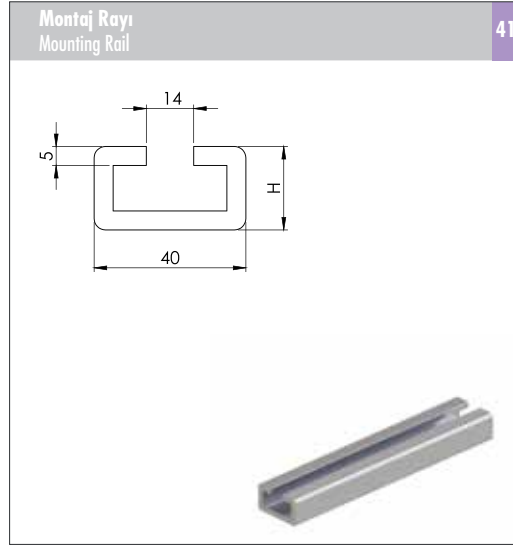
↓
 Vida Tipi
Thread Type
 Metal + Kaplama Tipi
Metal + Surface Finishing
 Vida Ölçüsü
Screw-bolt Size
 Cıvata Boyu
Screw-bolt Length

Grup Group	Dış Çap (ØD) O.D. of Pipe / Tube/Hose mm	Anma Çapı (R) Boru Dış Nominal Bore Pipe inch	Dış Çap (ØD) O.D. of Pipe / Tube/Hose inch
A5	65		
	70		
	73	R 2 1/2	2 7/8
	76.1	R 2 1/2	3
	80		
A6	82.5		3 1/4
	88.9	R 3	3 1/2
	88.9	R 3	3 1/2
	100		
	101.6	R 3 1/2	
A7	108		4 1/4
	114.3	R 4	
	127		5
	133		5 1/4
	133		
A8	139.7	R 5	
	152.4		6
	159		6 1/4
	165		6 1/2
	168.3	R 6	
A9	168.3	R 6	
	177.8		7
	193.7		7 5/8
	216		8 1/2
	219.1	R 8	
A10	219.1	R 8	
	244.5		
	273	R 10	
A10	323.9	R 12	
	355.6	R 14	
	406.4	R 16	

Ölçü Tablosu Dimension Table	Sipariş Kodu Order Code
GxL M16x130 5/8-11 UNC x 5-1/4	CCAM3016130 CCAC3020130
M20x190 3/4-10 UNC x 7-1/2	CCAM3020190 CCAC3024190
M24x220 7/8-9 UNC x 8-3/4	CCAM3024220 CCAC3028220
M30x300 1-1/8-7 UNC x 12	CCAM3030300 CCAC3104300
M30x450 1-1/8-7 UNC x 17-1/2	CCAM3030450 CCAC3104450
M30x560 1-1/8-7 UNC x 22	CCAM3030560 CCAC3104560

Ölçü Tablosu Dimension Table					Sipariş Kodu Order Code
L1	L2	L3 min.	G	SW	
144	110	24	M16 5/8-11 UNC	21	CCBM3016110 CCBC3020110
200	151	30	M20 3/4-10 UNC	27	CCBM3020151 CCBC3024151
240	180	50	M24 7/8-9 UNC	30	CCBM3024180 CCBC3028180
331	256	62	M30 1-1/8-7 UNC	46	CCBM3030256 CCBC3104256

Metal + Kaplama Tipi Metal + Surface Finishing		Vida Tipi Thread Type	
0	Kaplamasız / Uncoated	C	UNC
1	Fosfat / Phosphated / Fe/Znph	F	UNF
3	Galvaniz / Galvanized / Fe/Zn 8C Cr3-B	M	Metrik / Metric
4	CrNi 304 AISI 304	W	Whitworth
6	CrNi 316 AISI 316		
9	Çinko Nikel / Zinc Nickel Fe/ZnNi		



Farklı malzeme talepleriniz için lütfen LMC Makina'ya danışınız.

For different material request please consult LMC Makina.

C	R	Y	0	2	2	4	0	1
			↓ Metal + Kaplama Tipi Metal + Surface Finishing			↓ Vida Ölçüsü Screw-Bolt Size		↓ Boy Length

C	R	S	2	M	3	0	1	2
			↓ Tip Type	↓ Vida Tipi Thread Type	↓ Metal + Kaplama Tipi Metal + Surface Finishing		↓ Vida Ölçüsü Screw-Bolt Size	


Grup Group	Dış Çap (ØD) O.D. of Pipe / Tube/Hose mm	Anma Çapı (R) Boru Dış Nominal Bore Pipe inch	Dış Çap (ØD) O.D. of Pipe / Tube/Hose inch
A1	6		
	6.4		1/4
	8		5/16
	9.5		3/8
	10	R 1/8	
	12		
	12.7		1/2
	13.5	R 1/4	
	14		
	15		
A2	16		5/8
	17.2	R 3/8	
	18		
	19		3/4
	20		
	21.3	R 1/2	
	22		7/8
	25		
A3	25.4		1
	26.9	R 3/4	
	28		
	30		
	30		
	32		1 1/4
	33.7	R 1	
	35		
A4	38		1 1/2
	42		
	44.5		1 3/4
	48.3	R 1 1/2	
	50.8		2
	55		
	57		2 1/4
	60.3	R 2	
	63.5		2 1/2
	65		
70		2 3/4	

Ölçü Tablosu Dimension Table		Sipariş Kodu Order Code
H	Boy / Length	
22	1 m 2 m	CRY022401 CRY022402

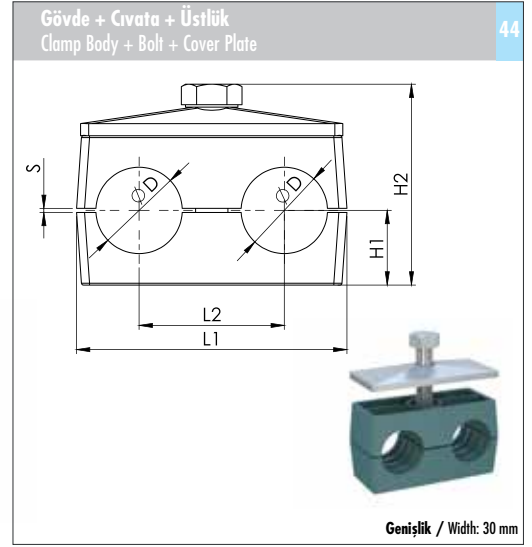
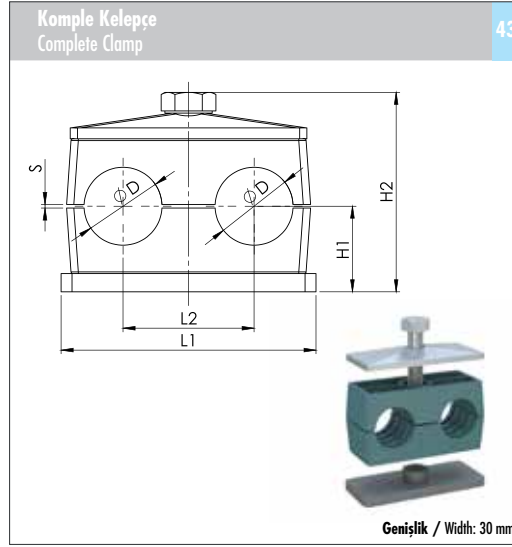
Ölçü Tablosu Dimension Table					Sipariş Kodu Order Code
L	H1	ØD1	ØD2	G	
21	7.5	17.8	24	M10 3/8-16 UNC	CRS2M3010 CRS2C3012
23	8.5	19.8	24	M12 7/16-14 UNC	CRS2M3012 CRS2C3014



İKİZ SERİ / TWIN SERIES



Metal + Kaplama Tipi Metal + Surface Finishing		Gövde Malzemesi Clamp Body Material	
0	Kaplamasız / Uncoated	A	Alüminyum / Aluminum
1	Fosfat / Phosphated / Fe/Znph	N	Polyamid / Polyamide
3	Galvaniz / Galvanized / Fe/Zn 8C Cr3-B	T	TPE
4	CrNi 304 AISI 304	P	Polipropilen / Polypropylene
6	CrNi 316 AISI 316		
9	Çinko Nikel / Zinc Nickel Fe/ZnNi		



Farklı malzeme talepleriniz için lütfen LMC Makina'ya danışınız.

For different material request please consult LMC Makina.

C M 4 0 M 1 1 P 1 Y 1 1 X X X . X

Metal + Kaplama Tipi
Metal + Surface Finishing
 Gövde Malzemesi
Clamp Body Material
 Gövde Renk
Clamp Body Colour
 Grup
Group
 Ölçü
Size

C D 6 8 M 1 3 P 1 Y 1 1 X X X . X

Metal + Kaplama Tipi
Metal + Surface Finishing
 Gövde Malzemesi
Clamp Body Material
 Gövde Renk
Clamp Body Colour
 Grup
Group
 Ölçü
Size

Grup Group	Dış Çap (ØD) O.D. of Pipe / Tube/Hose mm	Anma Çapı (R) Boru Dış Nominal Bore Pipe inch	Dış Çap (ØD) O.D. of Pipe / Tube/Hose inch
I1	6		
	6.4		1/4
	8		5/16
	9.5		3/8
	10	R 1/8	
I2	12		
	12.7		1/2
	13.5	R 1/4	
	14		
	15		5/8
I3	16		
	17.2	R 3/8	
	18		
	19		3/4
	20		
I4	21.3	R 1/2	
	22		7/8
	23		
	25		1
	25.4		
I4	26.9	R 3/4	
	28		
	30		
I5	32		1 1/4
	33.7	R 1	
	35		
	38		1 1/2
	40		
42	R 1 1/4		

Ölçü Tablosu Dimension Table					Sipariş Kodu Order Code
L1	L2	H1	H2	S min.	
37	20	16.5	41	0.6	CM40M11P1Y11006.0
					CM40M11P1Y11006.4
					CM40M11P1Y11008.0
					CM40M11P1Y11009.5
					CM40M11P1Y11010.0
					CM40M11P1Y11012.0
55	29	18.5	44.5	0.7	CM40M11P1Y12012.7
					CM40M11P1Y12013.5
					CM40M11P1Y12014.0
					CM40M11P1Y12015.0
					CM40M11P1Y12016.0
					CM40M11P1Y12017.2
70	36	23.5	54.5	0.7	CM40M11P1Y12018.0
					CM40M11P1Y13019.0
					CM40M11P1Y13020.0
					CM40M11P1Y13021.3
					CM40M11P1Y13022.0
					CM40M11P1Y13023.0
85	45	25.5	58.5	0.7	CM40M11P1Y13025.0
					CM40M11P1Y13025.4
					CM40M11P1Y14026.9
110	56	32	71.5	0.7	CM40M11P1Y14028.0
					CM40M11P1Y14030.0
					CM40M11P1Y15032.0
110	56	32	71.5	0.7	CM40M11P1Y15033.7
					CM40M11P1Y15035.0
					CM40M11P1Y15038.0
					CM40M11P1Y15040.0
					CM40M11P1Y15042.0

Ölçü Tablosu Dimension Table					Sipariş Kodu Order Code
L1	L2	H1	H2	S min.	
36	20	13.5	38	0.6	CD68M13P1Y11006.0
					CD68M13P1Y11006.4
					CD68M13P1Y11008.0
					CD68M13P1Y11009.5
					CD68M13P1Y11010.0
					CD68M13P1Y11012.0
53	29	13.5	39.5	0.7	CD68M13P1Y12012.7
					CD68M13P1Y12013.5
					CD68M13P1Y12014.0
					CD68M13P1Y12015.0
					CD68M13P1Y12016.0
					CD68M13P1Y12017.2
67	36	18.5	49.5	0.7	CD68M13P1Y12018.0
					CD68M13P1Y13019.0
					CD68M13P1Y13020.0
					CD68M13P1Y13021.3
					CD68M13P1Y13022.0
					CD68M13P1Y13023.0
82	45	20.5	53.5	0.7	CD68M13P1Y13025.0
					CD68M13P1Y13025.4
					CD68M13P1Y14026.9
106	56	27	66.5	0.7	CD68M13P1Y14028.0
					CD68M13P1Y14030.0
					CD68M13P1Y15032.0
					CD68M13P1Y15033.7
					CD68M13P1Y15035.0
106	56	27	66.5	0.7	CD68M13P1Y15038.0
					CD68M13P1Y15040.0
					CD68M13P1Y15042.0
					CD68M13P1Y15042.0
					CD68M13P1Y15042.0

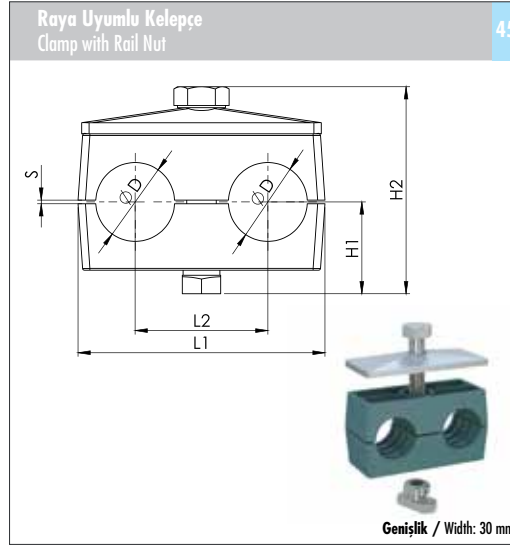
* İstek üzerine, ikiz seri boru kelepçelerinin delikleri birbirinden farklı çaplarda da üretilebilmektedir.

* In twin series pipe clamps, the diameter of each pipe hole can be produced with different sizes upon request.

Metal + Kaplama Tipi Metal + Surface Finishing		Gövde Malzemesi Clamp Body Material	
0	Kaplanmaz / Uncoated	A	Alüminyum / Aluminum
1	Fosfat / Phosphated / Fe/Znph	N	Polyamid / Polyamide
3	Galvaniz / Galvanized / Fe/Zn 8C Cr3-B	T	TPE
4	CrNi 304 AISI 304	P	Polipropilen / Polypropylene
6	CrNi 316 AISI 316		
9	Çinko Nikel / Zinc Nickel Fe/ZnNi		

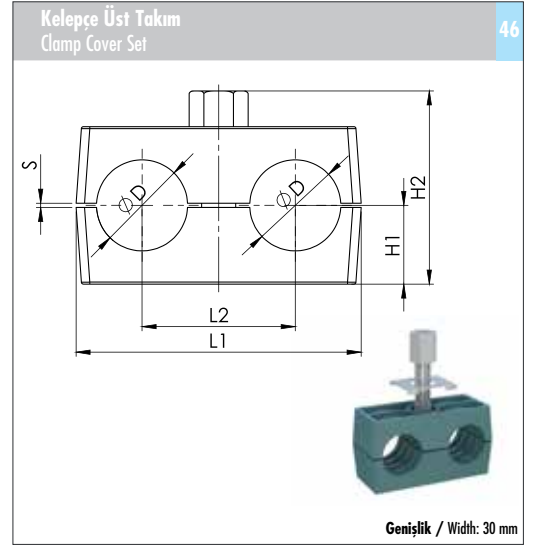
Farklı malzeme talepleriniz için lütfen LMC Makina'ya danışınız.

For different material request please consult LMC Makina.



C	D	7	0	M	1	3	P	1	Y	I	I	X	X	X	X	X

Metal + Kaplama Tipi / Metal + Surface Finishing
 Gövde Malzemesi / Clamp Body Material
 Gövde Renk / Clamp Body Colour
 Grup / Group
 Ölçü / Size



C	D	a	a	M	6	3	P	1	Y	I	I	X	X	X	X	X

Metal + Kaplama Tipi / Metal + Surface Finishing
 Gövde Malzemesi / Clamp Body Material
 Gövde Renk / Clamp Body Colour
 Grup / Group
 Ölçü / Size

Grup	Dış Çap (ØD)	Anma Çapı (R) Boru Dış	Dış Çap (ØD)
Group	O.D. of Pipe / Tube / Hose mm	Nominal Bore Pipe Inch	O.D. of Pipe / Tube / Hose inch
I1	6		
	6.4		1/4
	8		5/16
	9.5		3/8
	10	R 1/8	
I2	12		
	12.7		1/2
	13.5	R 1/4	
	14		
	15		
I3	16		5/8
	17.2	R 3/8	
	18		
	19		3/4
	20		
I4	21.3	R 1/2	
	22		7/8
	23		
	25		
	25.4		1
I5	26.9	R 3/4	
	28		
	30		
I5	32		1 1/4
	33.7	R 1	
	35		
	38		1 1/2
	40		
42	R 1 1/4		

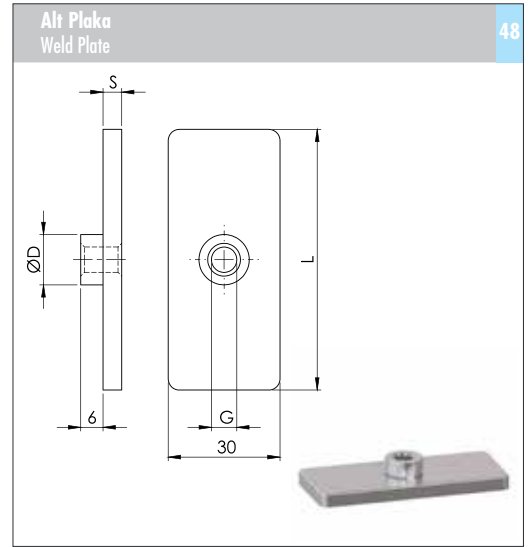
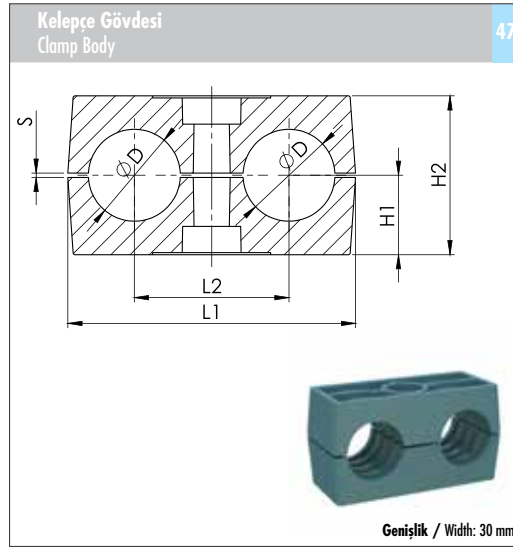
Ölçü Tablosu					Sipariş Kodu
Dimension Table					Order Code
L1	L2	H1	H2	S min.	
36	20	20.5	45	0.6	CD70M13P1Y11006.0
					CD70M13P1Y11006.4
					CD70M13P1Y11008.0
					CD70M13P1Y11009.5
					CD70M13P1Y11010.0
					CD70M13P1Y11012.0
53	29	20.5	46.5	0.7	CD70M13P1Y12012.7
					CD70M13P1Y12013.5
					CD70M13P1Y12014.0
					CD70M13P1Y12015.0
					CD70M13P1Y12016.0
					CD70M13P1Y12017.2
67	36	25.5	56.5	0.7	CD70M13P1Y13019.0
					CD70M13P1Y13020.0
					CD70M13P1Y13021.3
					CD70M13P1Y13022.0
					CD70M13P1Y13023.0
					CD70M13P1Y13025.0
82	45	27.5	60.5	0.7	CD70M13P1Y14026.9
					CD70M13P1Y14028.0
					CD70M13P1Y14030.0
106	56	34	73.5	0.7	CD70M13P1Y15032.0
					CD70M13P1Y15033.7
					CD70M13P1Y15035.0
					CD70M13P1Y15038.0
					CD70M13P1Y15040.0
CD70M13P1Y15042.0					

Ölçü Tablosu					Sipariş Kodu
Dimension Table					Order Code
L1	L2	H1	H2	S min.	
36	20	13.5	33	0.6	CDaaM63P1Y11006.0
					CDaaM63P1Y11006.4
					CDaaM63P1Y11008.0
					CDaaM63P1Y11009.5
					CDaaM63P1Y11010.0
					CDaaM63P1Y11012.0
53	29	13.5	33	0.7	CDaaM63P1Y12012.7
					CDaaM63P1Y12013.5
					CDaaM63P1Y12014.0
					CDaaM63P1Y12015.0
					CDaaM63P1Y12016.0
					CDaaM63P1Y12017.2
67	36	18.5	43	0.7	CDaaM63P1Y13019.0
					CDaaM63P1Y13020.0
					CDaaM63P1Y13021.3
					CDaaM63P1Y13022.0
					CDaaM63P1Y13023.0
					CDaaM63P1Y13025.0
82	45	20.5	47	0.7	CDaaM63P1Y14026.9
					CDaaM63P1Y14028.0
					CDaaM63P1Y14030.0
106	56	27	60	0.7	CDaaM63P1Y15032.0
					CDaaM63P1Y15033.7
					CDaaM63P1Y15035.0
					CDaaM63P1Y15038.0
					CDaaM63P1Y15040.0
CDaaM63P1Y15042.0					

* İstek üzerine, ikiz seri boru kelepçelerinin delikleri birbirinden farklı çaplarda da üretilebilmektedir.

* In twin series pipe clamps, the diameter of each pipe hole can be produced with different sizes upon request.

Gövde Malzemesi Clamp Body Material	Metal + Kaplama Tipi Metal + Surface Finishing	Vida Tipi Thread Type
A Alüminyum / Aluminum	0 Kaplamasız / Uncoated	C UNC
N Polyamid / Polyamide	1 Fosfat / Phosphated / Fe/Znph	F UNF
T TPE	3 Galvaniz / Galvanized / Fe/Zn 8C Cr3-B	M Metrik / Metric
P Polipropilen / Polypropylene	4 CrNi 304 AISI 304	W Whitworth
	6 CrNi 316 AISI 316	
	9 Çinko Nikel / Zinc Nickel Fe/ZnNi	



Farklı malzeme talepleriniz için lütfen LMC Makina'ya danışınız.

For different material request please consult LMC Makina.

C	2	P	1	Y	I	I	X	X	X	.	X

Gövde Malzemesi
Clamp Body Material

Gövde Tipi
Clamp Body Design

Gövde Renk
Clamp Body Colour

Grup
Group

Ölçü
Size

C	A	0	0	M	I	I	I

Vida Tipi
Thread Type

Metal + Kaplama Tipi
Metal + Surface Finishing

Grup
Group

Grup Group	Dış Çap (ØD) O.D. of Pipe / Tube/Hose mm	Anma Çapı (R) Boru Dış Nominal Bore Pipe inch	Dış Çap (ØD) O.D. of Pipe / Tube/Hose inch
I1	6		
	6.4		1/4
	8		5/16
	9.5		3/8
	10	R 1/8	
	12		
I2	12.7		1/2
	13.5	R 1/4	
	14		
	15		
	16		5/8
	17.2	R 3/8	
18			
I3	19		3/4
	20		
	21.3	R 1/2	
	22		7/8
	23		
	25		
25.4		1	
I4	26.9	R 3/4	
	28		
	30		
I5	32		1 1/4
	33.7	R 1	
	35		
	38		1 1/2
	40		
42	R 1 1/4		

Ölçü Tablosu Dimension Table						Sipariş Kodu Order Code
L1	L2	H1	H2	S min.		
36	20	13.5	27	0.6	C2P1Y11006.0	
					C2P1Y11006.4	
					C2P1Y11008.0	
					C2P1Y11009.5	
					C2P1Y11010.0	
					C2P1Y11012.0	
53	29	13.5	27	0.7	C2P1Y12012.7	
					C2P1Y12013.5	
					C2P1Y12014.0	
					C2P1Y12015.0	
					C2P1Y12016.0	
					C2P1Y12017.2	
C2P1Y12018.0						
67	36	18.5	37	0.7	C2P1Y13019.0	
					C2P1Y13020.0	
					C2P1Y13021.3	
					C2P1Y13022.0	
					C2P1Y13023.0	
					C2P1Y13025.0	
C2P1Y13025.4						
82	45	20.5	41	0.7	C2P1Y14026.9	
					C2P1Y14028.0	
					C2P1Y14030.0	
106	56	27	54	0.7	C2P1Y15032.0	
					C2P1Y15033.7	
					C2P1Y15035.0	
					C2P1Y15038.0	
					C2P1Y15040.0	
C2P1Y15042.0						

Ölçü Tablosu Dimension Table				Sipariş Kodu Order Code
L	S	ØD1	G	
37	3	12	M6 1/4-20 UNC	CA00M111
55	5	14	M8 5/16-18 UNC	CA00M112
70	5	14	M8 5/16-18 UNC	CA00M113
85	5	14	M8 5/16-18 UNC	CA00M114
110	5	14	M8 5/16-18 UNC	CA00M115

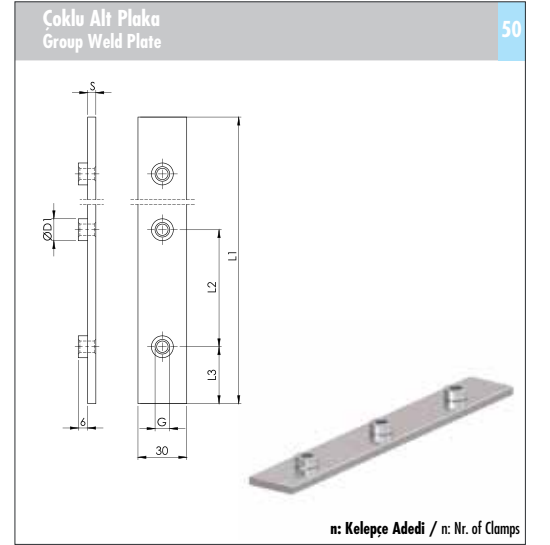
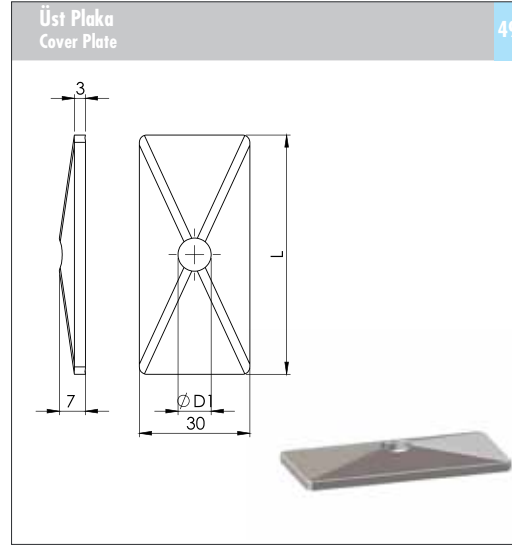
* İstek üzerine, ikiz seri boru kelepçelerinin delikleri birbirinden farklı çaplarda da üretilebilmektedir.

* In twin series pipe clamps, the diameter of each pipe hole can be produced with different sizes upon request.

Metal + Kaplama Tipi Metal + Surface Finishing		Vida Tipi Thread Type	
0	Kaplanmaz / Uncoated	C	UNC
1	Fosfat / Phosphated / Fe/Znph	F	UNF
3	Galvaniz / Galvanized / Fe/Zn 8C Cr3-B	M	Metrik / Metric
4	CrNi 304 AISI 304	W	Whitworth
6	CrNi 316 AISI 316		
9	Çinko Nikel / Zinc Nickel Fe/ZnNi		

Farklı malzeme talepleriniz için lütfen
LMC Makina'ya danışınız.

For different material request please consult LMC
Makina.



C	U	0	0	T	3	I	1
					▼ Metal + Kaplama Tipi Metal + Surface Finishing		▼ Grup Group

C	A	0	5	M	1	1	1
				▼ Vida Tipi Thread Type	▼ Metal + Kaplama Tipi Metal + Surface Finishing		▼ Grup Group

Grup Group	Dış Çap (ØD) O.D. of Pipe / Tube/Hose mm	Anma Çapı (R) Boru Dış Nominal Bore Pipe inch	Dış Çap (ØD) O.D. of Pipe / Tube/Hose inch
I1	6		
	6.4		1/4
	8		5/16
	9.5		3/8
	10	R 1/8	
I2	12		
	12.7		1/2
	13.5	R 1/4	
	14		
	15		
I3	16		5/8
	17.2	R 3/8	
	18		
	19		3/4
	20		
I4	21.3	R 1/2	
	22		7/8
	23		
	25		
	25.4		1
I5	26.9	R 3/4	
	28		
	30		
I5	32		1 1/4
	33.7	R 1	
	35		
	38		1 1/2
	40		
	42	R 1 1/4	

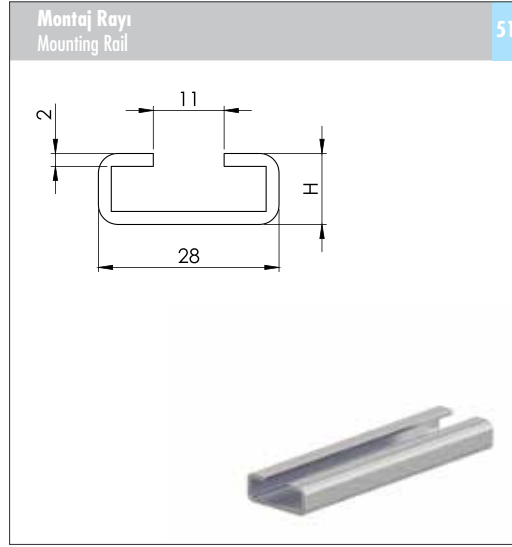
Ölçü Tablosu Dimension Table		Sipariş Kodu Order Code
L	ØD1	
34	7	CU00T311
52	9	CU00T312
65	9	CU00T313
79	9	CU00T314
102	9	CU00T315

Ölçü Tablosu Dimension Table							Sipariş Kodu Order Code
L1	L2	L3	S	ØD1	G	n	
196	40	18	3	12	M6 1/4-20 UNC	5	CA05M111
288	58	28	5	14	M8 5/16-18 UNC	5	CA05M112
358	72	35	5	14	M8 5/16-18 UNC	5	CA05M113
445	90	42	5	14	M8 5/16-18 UNC	5	CA05M114
558	112	55	5	14	M8 5/16-18 UNC	5	CA05M115

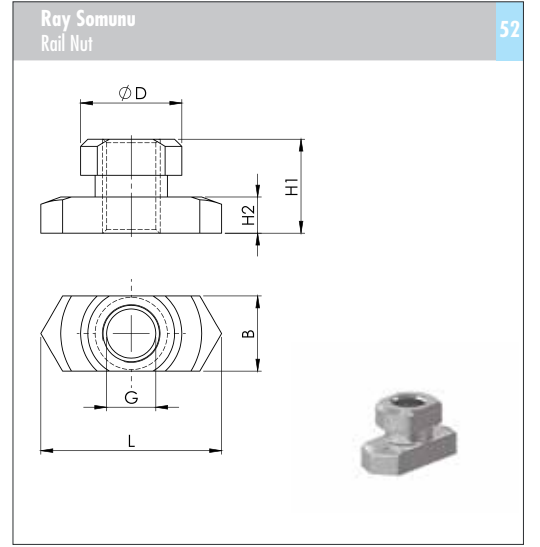
Metal + Kaplama Tipi Metal + Surface Finishing		Vida Tipi Thread Type	
0	Kaplanmaz / Uncoated	C	UNC
3	Galvaniz / Galvanized / Fe/Zn 8C Cr3-B	F	UNF
4	CrNi 304 AISI 304	M	Metrik / Metric
6	CrNi 316 AISI 316	W	Whitworth
9	Çinko Nikel / Zinc Nickel Fe/ZnNi		

Farklı malzeme talepleriniz için lütfen LMC Makina'ya danışınız.

For different material request please consult LMC Makina.



C	R	Y	3	1	1	2	8	1
			↓ Metal + Kaplama Tipi Metal + Surface Finishing			↓ Ölçü Size		↓ Boy Length



C	R	S	1	M	3	0	8
			↓ Tip Type	↓ Vida Tipi Thread Type	↓ Metal + Kaplama Tipi Metal + Surface Finishing		↓ Vida Ölçüsü Screw- Bolt Size

Grup	Dış Çap (ØD)	Anma Çapı (R) Boru Dış	Dış Çap (ØD)
Group	O.D. of Pipe / Tube / Hose mm	Nominal Bore Pipe inch	O.D. of Pipe / Tube / Hose inch
I1	6		
	6.4		1/4
	8		5/16
	9.5		3/8
	10	R 1/8	
I2	12		
	12.7		1/2
	13.5	R 1/4	
	14		
	15		
I3	16		5/8
	17.2	R 3/8	
	18		
	19		3/4
	20		
I4	21.3	R 1/2	
	22		7/8
	23		
	25		
	25.4		1
I5	26.9	R 3/4	
	28		
	30		
I6	32		1 1/4
	33.7	R 1	
	35		
	38		1 1/2
	40		
42	R 1 1/4		

Ölçü Tablosu
Dimension Table

Sipariş Kodu
Order Code

H	Boy / Length	Sipariş Kodu
11	1 m	CRY311281
11	2 m	CRY311282
14	1 m	CRY314281
14	2 m	CRY314282
30	1 m	CRY330281
30	2 m	CRY330282

Ölçü Tablosu
Dimension Table

Sipariş Kodu
Order Code

L	B	H1	H2	ØD1	G	Sipariş Kodu
25.4	10.4	13	5	12	M6 1/4-20 UNC	CRS1M3006 CRS1C3008
25.4	10.4	13	5	14	M8 5/16-18 UNC	CRS1M3008 CRS1C3010

Metal + Kaplama Tipi Metal + Surface Finishing		Vida Tipi Thread Type	
0	Kaplanasız / Uncoated	C	UNC
3	Galvaniz / Galvanized / Fe/Zn 8C Cr3-B	F	UNF
4	CrNi 304 AISI 304	M	Metrik / Metric
6	CrNi 316 AISI 316	W	Whitworth
9	Çinko Nikel / Zinc Nickel Fe/ZnNi		

Alnköşe Başlı Cıvata
Hexagon Head Bolt

DIN 931 / 933 - ISO 4014

Ara Bağlantı Cıvatası
Stacking Bolt

Farklı malzeme talepleriniz için lütfen
LMC Makina'ya danışınız.

For different material request please consult LMC
Makina.

C	C	A	M	3	0	0	6	0	3	5
			Vida Tipi Thread type				Vida Ölçüsü Screw - Bolt Size			
			Metal + Kaplama Tipi Metal + Surface Finishing							

C	C	B	M	3	0	0	6	0	2	0
			Vida Tipi Thread type				Vida Ölçüsü Screw - Bolt Size			
			Metal + Kaplama Tipi Metal + Surface Finishing							

Grup Group	Dış Çap (ØD) O.D. of Pipe / Tube/Hose mm	Anma Çapı (R) Boru Dış Nominal Bore Pipe inch	Dış Çap (ØD) O.D. of Pipe / Tube/Hose inch
I1	6		
	6.4		1/4
	8		5/16
	9.5		3/8
	10	R 1/8	
I2	12		
	12.7		1/2
	13.5	R 1/4	
	14		
	15		
I3	16		5/8
	17.2	R 3/8	
	18		
	19		3/4
	20		
I4	21.3	R 1/2	
	22		7/8
	23		
	25		
	25.4		1
I5	26.9	R 3/4	
	28		
	30		
I5	32		1 1/4
	33.7	R 1	
	35		
	38		1 1/2
	40		
	42	R 1 1/4	

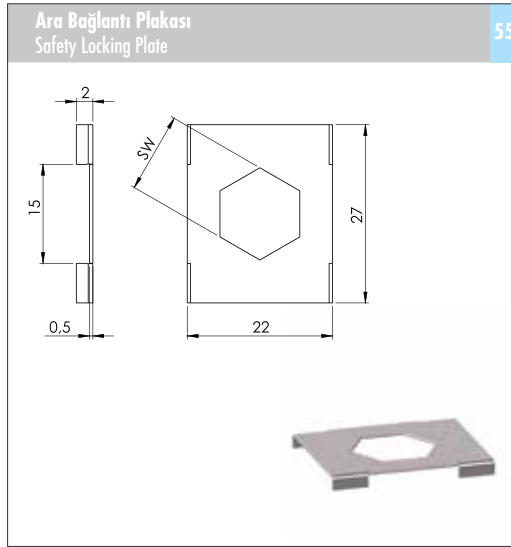
Ölçü Tablosu Dimension Table	Sipariş Kodu Order Code
GxL	
M6x35 1/4-20 UNC x 1-3/8	CCAM3006035 CCAC3008035
M8x35 5/16-18 UNC x 1-3/8	CCAM3008035 CCAC3010035
M8x45 5/16-18 UNC x 1-3/4	CCAM3008045 CCAC3010045
M8x50 5/16-18 UNC x 2	CCAM3008050 CCAC3010050
M8x60 5/16-18 UNC x 2-1/2	CCAM3008060 CCAC3010060

Ölçü Tablosu Dimension Table				Sipariş Kodu Order Code
L1	L2	SW	G	
34	20	11	M6 1/4-20 UNC	CCBM3006020 CCBC3008020
34	20	12	M8 5/16-18 UNC	CCBM3008020 CCBC3010020
44	29	12	M8 5/16-18 UNC	CCBM3008029 CCBC3010029
49	34	12	M8 5/16-18 UNC	CCBM3008034 CCBC3010034
61	46	12	M8 5/16-18 UNC	CCBM3008046 CCBC3010046

Metal + Kaplama Tipi	
Metal + Surface Finishing	
0	Kaplamasız / Uncoated
1	Fosfat / Phosphated / Fe/Znph
3	Galvaniz / Galvanized / Fe/Zn 8C Cr3-B
4	CrNi 304 / AISI 304
6	CrNi 316 / AISI 316
9	Çinko Nikel / Zinc Nickel - Fe/ZnNi

Farklı malzeme talepleriniz için lütfen LMC Makina'ya danışınız.

For different material request please consult LMC Makina.



C	H	O	O	T	3	I	I

Metal + Kaplama Tipi
Metal + Surface Finishing

Grup
Group



Grup	Dış Çap (ØD)	Anma Çapı (R) Boru Dışı	Dış Çap (ØD)	Ölçü Tablosu	Sipariş Kodu
Group	O.D. of Pipe / Tube / Hose mm	Nominal Bore Pipe inch	O.D. of Pipe / Tube / Hose inch	Dimension Table	Order Code
I1	6			SW	CH00T311
	6.4		1/4		
	8		5/16		
	9.5	R 1/8	3/8		
	10				
I2	12			11.1	CH00T312
	12.7		1/2		
	13.5	R 1/4			
	14				
	15				
I3	16		5/8	12.1	CH00T312
	17.2	R 3/8			
	18				
	19		3/4		
	20				
I4	21.3	R 1/2	7/8	12.1	CH00T312
	22				
	23				
	25				
	25.4		1		
I5	26.9	R 3/4		12.1	CH00T312
	28				
	30				
I5	32		1 1/4	12.1	CH00T312
	33.7	R 1			
	35				
	38		1 1/2		
	40				
	42	R 1 1/4			



DIĞER KELEPÇE GRUPLARI VE AKSESUARLAR - TEKNİK BİLGİLER
OTHER CLAMP GROUPS & ACCESSORIES - TECHNICAL DATA



Metal + Kaplama Tipi Metal + Surface Finishing		Gövde Malzemesi Clamp Body Material	
0	Kaplamasız / Uncoated	A	Alüminyum / Aluminum
1	Fosfat / Phosphated / Fe/Znph	N	Polyamid / Polyamide
3	Galvaniz / Galvanized / Fe/Zn 8C Cr3-B	T	TPE
4	CrNi 304 AISI 304	P	Polipropilen / Polypropylene
6	CrNi 316 AISI 316		
9	Çinko Nikel / Zinc Nickel Fe/ZnNi		

DIN 931 / 933 - ISO 4014

Sipariş Kodu / Order Code

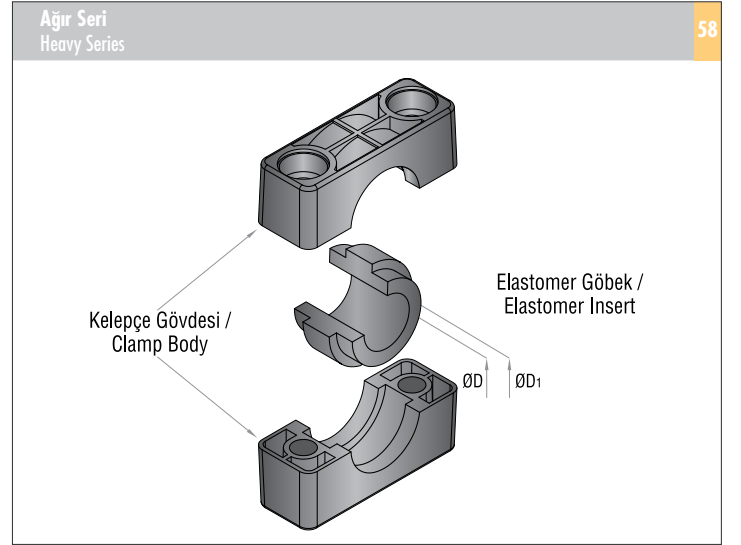
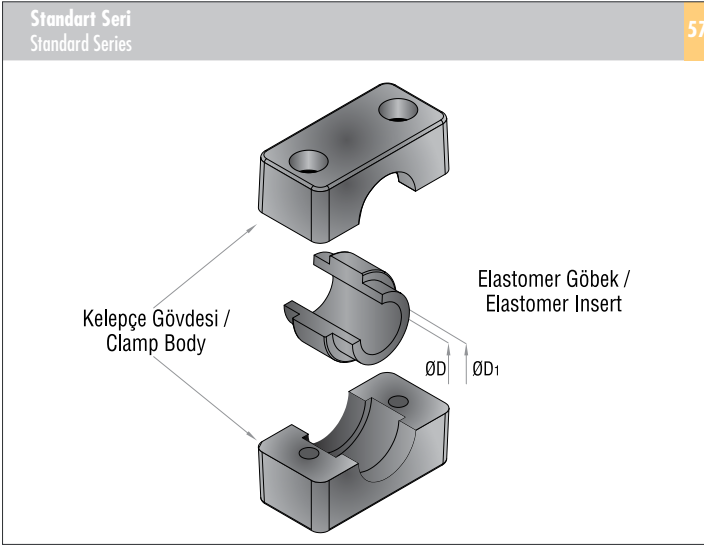
Grup Group	Dış Çap (ØD) O.D. of Pipe / Tube/Hose mm	Anma Çapı (R) Boru Dış Nominal Bore Pipe inch	Keleç Gövdesi Clamp Body	Alt Plaka Weld Plate	Üst Plaka Cover Plate	Alt köşe Başlı Cıvata Hexagon Head Bolt
H2	19	R 1/2	C2P1YH2019.0	CA00M1H2	CU00T3H2	CCAM3010060
	20		C2P1YH2020.0			
	21.3		C2P1YH2021.3			
	22		C2P1YH2022.0			
	25	R 3/4	C2P1YH2025.0			
	25.4		C2P1YH2025.4			
	26.9		C2P1YH2026.9			
	28		C2P1YH2028.0			
30	C2P1YH2030.0					
H3	30	R 1	C2P1YH3030.0	CA00M1H3	CU00T3H3	CCAM3010070
	32		C2P1YH3032.0			
	33.7		C2P1YH3033.7			
	35		C2P1YH3035.0			
	38		C2P1YH3038.0			
	40		C2P1YH3040.0			
42	R1 1/4	C2P1YH3042.0				

Ölçü Tablosu / Dimension Table

Grup Group	Dış Çap (ØD) O.D. of Pipe / Tube/Hose mm	Anma Çapı (R) Boru Dış Nominal Bore Pipe inch	Keleç Gövdesi Clamp Body						Alt Plaka Weld Plate						Üst Plaka Cover Plate					Alt köşe Başlı Cıvata Hexagon Head Bolt GxL
			L1	L2	L3	H1	H2	Genişlik Width	L1	L2	B	S	H	ØD	L1	L2	B	S	ØD	
H2	19	R 1/2	115	90	45	48	24	30	130	90	30	8	8.5	18	115	90	30	8	11	M10x60 3/8-16 UNC x 2-1/4
	20																			
	21.3																			
	22																			
	25	R 3/4																		
	25.4																			
	26.9																			
	28																			
30																				
H3	30	R 1	144	120	60	60	30	30	160	120	30	8	8.5	18	144	120	30	8	11	M10x70 3/8-16 UNC x 2-3/4
	32																			
	33.7																			
	35																			
	38																			
	40																			
42	R1 1/4																			

* İstek üzerine, ikiz seri boru keleçlerinin delikleri birbirinden farklı çaplarda da üretilebilmektedir.

* In twin series pipe clamps the diameter of each pipe hole can be produced with different size upon request.



Grup Group	Çap Diameter		Sipariş Kodu Order Code	
	ØD mm	ØD1 mm	Kelepçe Gövdesi Clamp Body	Gövde + Elastomer Body + Elastomer
G4	6	25.5	C2P4HG4000.0	CDaaTOOP4HG4006.0
	6.4			CDaaTOOP4HG4006.4
	8			CDaaTOOP4HG4008.0
	9.5			CDaaTOOP4HG4009.5
	10			CDaaTOOP4HG4010.0
	12			CDaaTOOP4HG4012.0
	12.7			CDaaTOOP4HG4012.7
	13.5			CDaaTOOP4HG4013.5
	14			CDaaTOOP4HG4014.0
	15			CDaaTOOP4HG4015.0
	16			CDaaTOOP4HG4016.0
G6	17.2	39	C2P4HG6000.0	CDaaTOOP4HG4017.2
	18			CDaaTOOP4HG4018.0
	19			CDaaTOOP4HG4019.0
	20			CDaaTOOP4HG6020.0
	21.3			CDaaTOOP4HG6021.3
	22			CDaaTOOP4HG6022.0
	23			CDaaTOOP4HG6023.0
	25			CDaaTOOP4HG6025.0
	25.4			CDaaTOOP4HG6025.4
	26.9			CDaaTOOP4HG6026.9
	28			CDaaTOOP4HG6028.0
30	CDaaTOOP4HG6030.0			
32	CDaaTOOP4HG6032.0			

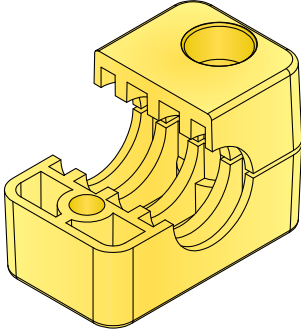
Grup Group	Çap Diameter		Sipariş Kodu Order Code	
	ØD mm	ØD1 mm	Kelepçe Gövdesi Clamp Body	Gövde + Elastomer Body + Elastomer
A2	6	25.5	C2P4HA2000.0	CDaaTOOP4HA2006.0
	6.4			CDaaTOOP4HA2006.4
	8			CDaaTOOP4HA2008.0
	9.5			CDaaTOOP4HA2009.5
	10			CDaaTOOP4HA2010.0
	12			CDaaTOOP4HA2012.0
	12.7			CDaaTOOP4HA2012.7
	13.5			CDaaTOOP4HA2013.5
	14			CDaaTOOP4HA2014.0
	15			CDaaTOOP4HA2015.0
	16			CDaaTOOP4HA2016.0
A3	17.2	39	C2P4HA3000.0	CDaaTOOP4HA2017.2
	18			CDaaTOOP4HA2018.0
	19			CDaaTOOP4HA2019.0
	20			CDaaTOOP4HA3020.0
	21.3			CDaaTOOP4HA3021.3
	22			CDaaTOOP4HA3022.0
	25			CDaaTOOP4HA3025.0
	25.4			CDaaTOOP4HA3025.4
	26.9			CDaaTOOP4HA3026.9
	28			CDaaTOOP4HA3028.0
	30			CDaaTOOP4HA3030.0
A4	32	65	C2P4HA4000.0	CDaaTOOP4HA3032.0
	32			CDaaTOOP4HA4032.0
	33.7			CDaaTOOP4HA4033.7
	35			CDaaTOOP4HA4035.0
	38			CDaaTOOP4HA4038.0
	40			CDaaTOOP4HA4040.0
	42			CDaaTOOP4HA4042.0
	44.5			CDaaTOOP4HA4044.5
	48.3			CDaaTOOP4HA4048.3
	50.8			CDaaTOOP4HA4050.8
	55			CDaaTOOP4HA4055.0
57	CDaaTOOP4HA4057.0			
A5	57	89	C2P4HA5000.0	CDaaTOOP4HA5057.0
	60.3			CDaaTOOP4HA5060.3
	63.5			CDaaTOOP4HA5063.5
	65			CDaaTOOP4HA5065.0
	70			CDaaTOOP4HA5070.0
	73			CDaaTOOP4HA5073.0
	76.1			CDaaTOOP4HA5076.1
	80			CDaaTOOP4HA6080.0
A6	82.5	116	C2P4HA6000.0	CDaaTOOP4HA6082.5
	88.9			CDaaTOOP4HA6088.9
	100			CDaaTOOP4HA6100.0
	101.6			CDaaTOOP4HA6101.6
	108			CDaaTOOP4HA7108.0
	114.3			CDaaTOOP4HA7114.3
A7	127	152	C2P4HA7000.0	CDaaTOOP4HA7127.0
	133			CDaaTOOP4HA7133.0
	168.3			CDaaTOOP4HA8168.3
A8	193.7	175	C2P4HA8000.0	CDaaTOOP4HA8193.7
	219.1			CDaaTOOP4HA8219.1

Gövde Malzemesi Clamp Body Material	
N	Polyamid / Polyamide
P	Polipropilen / Polypropylene

Elastomer Elastomer Insert	
T	TPE 60 Shore A
	Termoplastik Elastomer Thermoplastic Elastomer

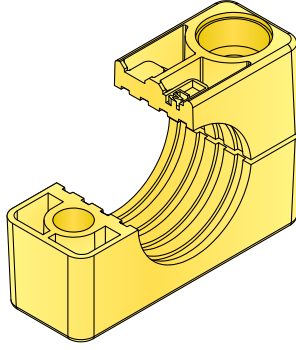
* Elastomer Göbek sipariş kodları için sayfa 4'e bakınız.
* See page 4 for Elastomer Insert order codes.

Standart Seri / Standard Series



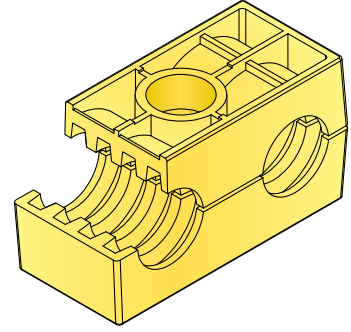
Standart Tasarım
Standard Design

Ağır Seri / Heavy Series

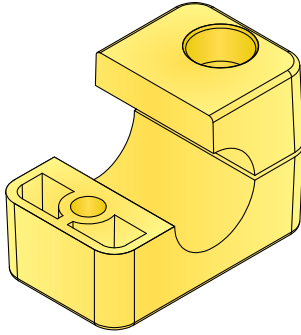


Standart Tasarım
Standard Design

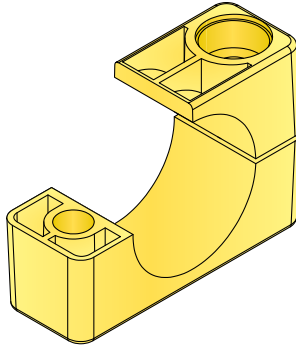
İkiz Seri / Twin Series



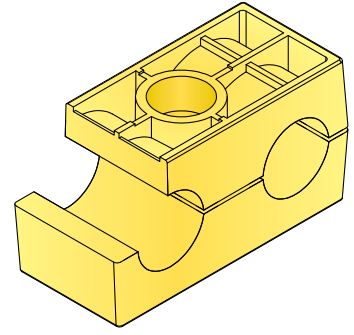
Standart Tasarım
Standard Design



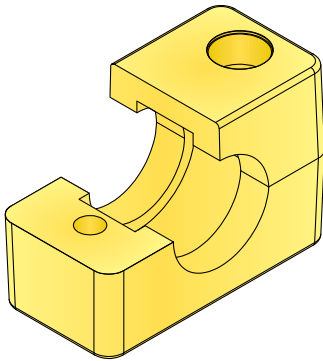
G Biçimli Tasarım
(Hortumlar için önerilir)
Form G Design
(Recommended for Hoses)



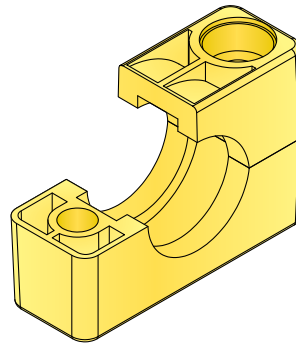
G Biçimli Tasarım
(Hortumlar için önerilir)
Form G Design
(Recommended for Hoses)



G Biçimli Tasarım
(Hortumlar için önerilir)
Form G Design
(Recommended for Hoses)



E Biçimli Tasarım
(Elastomerli Kelepçeler için)
Form E Design
(For Elastomer Inserts)



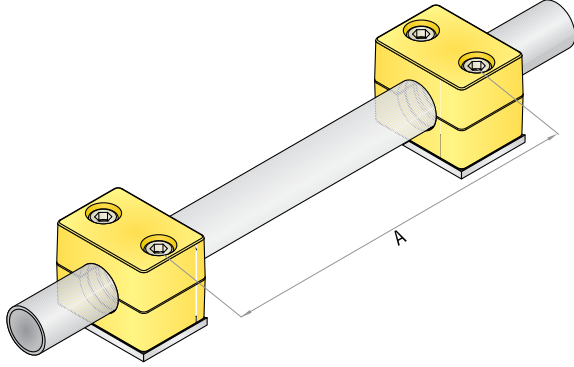
E Biçimli Tasarım
(Elastomerli Kelepçeler için)
Form E Design
(For Elastomer Inserts)

Kelepçe Bağlantısı için Bırakılacak Ara Ölçüler

Kelepçelerin aralarında bulunması gereken uzaklık değerleri standarttır ve bu değerler statik yüklemeler için geçerlidir. Güvenli çalışma için daha kısa aralıklarla bağlantı yapılması önerilir. Yerden yüksekte bulunan boru hatlarındaki kelepçeler, boru hattının taşınması görevini de üstleniyorsa, yerleşim hesabında tabloda önerilen uzaklık değerlerinin yarısı alınmalıdır.

Spacings for Clamps

The given distances between the clamps are standart values that are valid for static loading. Choosing shorter distances between the clamps is recommended to have a secure operation. If the clamps are used as pipe fitting support for high pipe lines then half of the given distances must be used.



Boru Dış Çapı / Pipe-O.D. mm	Uzaklık / Distance A m
6.0 - 12.7	1.0
12.7 - 22.0	1.2
22.0 - 32.0	1.5
32.0 - 38.0	2.0
38.0 - 57.0	2.7
57.0 - 75.0	3.0
75.0 - 76.1	3.5
76.1 - 88.9	3.7
88.9 - 102.0	4.0
102.0 - 114.0	4.5
114.0 - 168.0	5.0
168.0 - 219.0	6.0
219.0 - 324.0	6.7
324.0 - 356.0	7.0
356.0 - 406.0	7.5
406.0 - 419.0	8.2
419.0 - 508.0	8.5
508.0 - 521.0	9.0
521.0 - 558.0	10.0
558.0 - 800.0	12.5

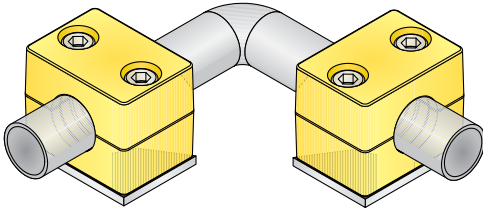
Boru Dış Çapı / Pipe-O.D. mm	Uzaklık / Distance A m
6.0 - 12.7	1.0
12.7 - 22.0	1.2
22.0 - 32.0	1.5
32.0 - 38.0	2.0
38.0 - 57.0	2.7
57.0 - 75.0	3.0
75.0 - 76.1	3.5
76.1 - 88.9	3.7
88.9 - 102.0	4.0
102.0 - 114.0	4.5
114.0 - 168.0	5.0
168.0 - 219.0	6.0
219.0 - 324.0	6.7
324.0 - 356.0	7.0
356.0 - 406.0	7.5
406.0 - 419.0	8.2
419.0 - 508.0	8.5
508.0 - 521.0	9.0
521.0 - 558.0	10.0
558.0 - 800.0	12.5

Kıvrımlı Boruların Bağlantısı

Kıvrımlı borularda kullanılacak kelepçeler büküm noktalarına olabildiğinde yakın bir şekilde ve boruların her iki tarafına yerleştirilmelidir.

Pipe Bend Installation

Clamps that are used at the bends must be located as close as possible to the bends at both sides.

**Boru Bağlantıları İçin Öneriler**

Üstlendikleri görevi tam olarak gerçekleştirebilmeleri için, hangi tür bağlantı olursa olsun, kelepçelerin yerleştirildikleri yere çok iyi sabitlenmeleri gerekir.

Rakor kullanılan boru hatlarında, dışların sistem titreşiminden etkilenip çözülmesinin önlenmesi için, ilk kelepçe rakor bağlantısının hemen ardına yerleştirilmelidir.

Boru hattı üzerine yerleştirilmiş valf bulunuyorsa, hattın güvenli çalışmasını sağlamak için valfin önüne ve arkasına koyulacak kelepçeler ile borular sabitlenmelidir.

Suggestions for Pipe Installations

In order to fulfill their purpose, clamps must be fixed strongly in situ for all types of connections.

For the pipelines where fittings are used, to prevent the threads to be affected and loosen up, the first clamp must be placed right after the fitting.

If there are valves on pipeline, the pipes must be fixed using clamps right before and after the valves in order to provide safe operation of the system.

Dış Göstergesi / Thread Chart

Standart Seri / Standard Series

Grup No. Group No.	Metrik Vida Metric Thread	UNC Vida UNC Thread
G0		
G1		
G2		
G3		
G4	M6	1/4" - 20 UNC
G5		
G6		
G7		
G8		

Dış Göstergesi / Thread Chart

Ağır Seri / Heavy Series

Grup No. Group No.	Metrik Vida Metric Thread	UNC Vida UNC Thread
A1		
A2	M10	3/8" - 16 UNC
A3		
A4	M12	7/16" - 14 UNC
A5	M16	5/8" - 11 UNC
A6	M20	3/4" - 10 UNC
A7	M24	7/8" - 9 UNC
A8		
A9	M30	1 1/8" - 7 UNC
A10		

Dış Göstergesi / Thread Chart

İkiz Seri / Twin Series

Grup No. Group No.	Metrik Vida Metric Thread	UNC Vida UNC Thread
I1	M6	1/4" - 20 UNC
I2		
I3		
I4	M8	5/16" - 18 UNC
I5		

Boru Sıkma Kuvvetleri ve Maksimum Eksenel Yük Değerleri

Tüm sıkma kuvvetleri ve boru üzerindeki maksimum eksenel yük değerleri, çift plakalı ve altıköşe başlı cıvata (DIN 931/933) ile bağlantı yapılmış kelepçeler içindir.

Boru üzerindeki maksimum eksenel yükler (DIN 3015/10'a göre) ortalama bir değerdir ve çelik çekme boru (DIN 2448, St37) ile 23°C sıcaklıkta yüzey sürtünme değerleri göz önüne alınarak yapılan 3 deney sonucu belirlenmiştir.

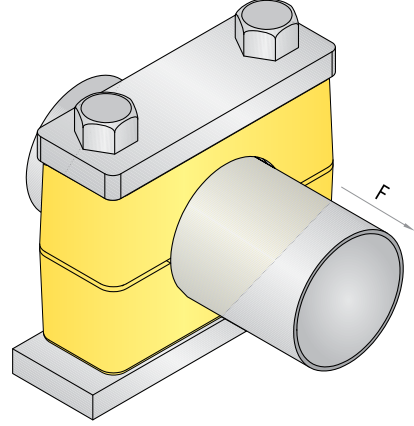
Belirlenen F değerine ulaşıldığında kayma başlar.

Tightening Torques and Maximum Loads in Pipe Direction

All values supplied for tightening torques and maximum loads in pipe direction are given for clamps with cover plates and hexagon head bolts acc. to (DIN 931/933).

Maximum loads in pipe direction (acc. to DIN 3015 part 10) given below are average values, obtained from three tests at 23°C with a steel pipe. (acc. to DIN 2448. St 37)

When the values (F) given below are reached, sliding starts.

**Standart Seri / Standard Series (DIN 3015/1)**

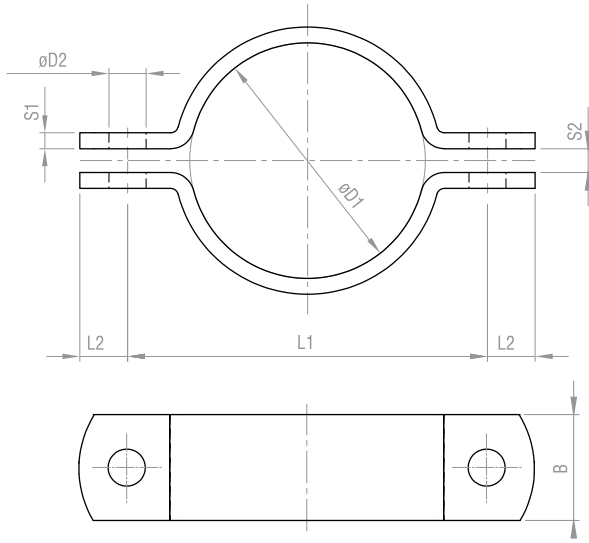
Grup No. Group No.	Altıköşe Başlı Cıvata Hexagon Head Bolt	Polipropilen / Polypropilen		Polyamid / Polyamide		Alüminyum / Aluminium	
		Sıkma Torku Tightening Torque (Nm)	Max. Yük Max. Load (F) KN	Sıkma Torku Tightening Torque (Nm)	Max. Yük Max. Load (F) KN	Sıkma Torku Tightening Torque (Nm)	Max. Yük Max. Load (F) KN
G0	M6	8	0.6	10	0.6	-	-
G1		8	1.1	10	0.7	12	4.2
G2		8	1.3	10	0.8	12	4.3
G3		8	1.4	10	1.6	12	4.9
G4		8	1.5	10	1.7	12	5.0
G5		8	1.9	10	2.0	12	7.3
G6		8	2.0	10	2.5	12	8.9

Ağır Seri / Heavy Series (DIN 3015/2)

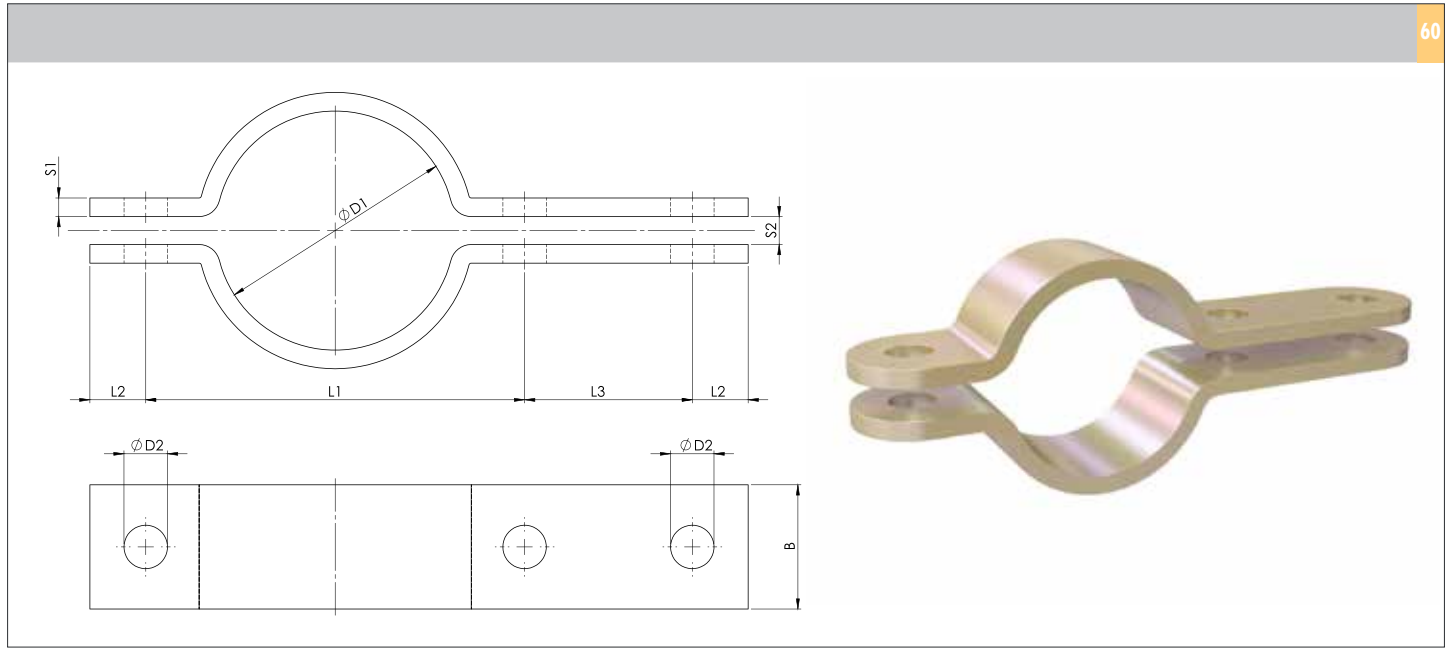
Grup No. Group No.	Altıköşe Başlı Cıvata Hexagon Head Bolt	Polipropilen / Polypropilen		Polyamid / Polyamide		Alüminyum / Aluminium	
		Sıkma Torku Tightening Torque (Nm)	Max. Yük Max. Load (F) KN	Sıkma Torku Tightening Torque (Nm)	Max. Yük Max. Load (F) KN	Sıkma Torku Tightening Torque (Nm)	Max. Yük Max. Load (F) KN
A1	M10	12	1.6	20	4.2	30	12.1
A2		12	2.9	20	4.5	30	15.1
A3		15	3.3	25	5.1	35	15.5
A4	M12	30	8.2	40	9.3	55	29.4
A5	M16	45	11.0	55	25.8	120	34.8
A6	M20	80	14.0	150	21.0	220	50.0
A7	M24	110	28.0	200	32.0	250	70.6
A8	M30	180	40.0	350	48.0	500	84.5
A9		200	119.0	370	125.0	500	181.5
A10		270	168.0	470	180.0	600	244.5

İkiz Seri / Twin Series (DIN 3015/3)

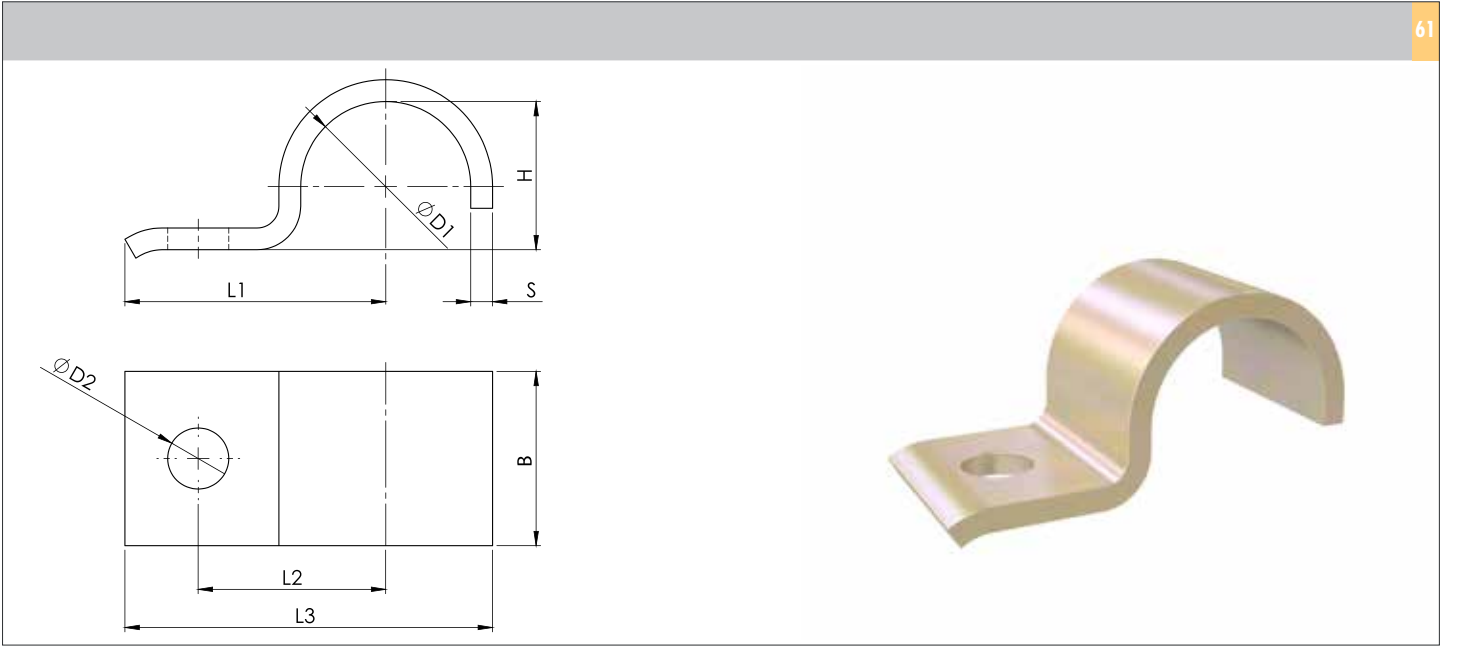
Grup No. Group No.	Altıköşe Başlı Cıvata Hexagon Head Bolt	Polipropilen / Polypropilen		Polyamid / Polyamide	
		Sıkma Torku Tightening Torque (Nm)	Max. Yük Max. Load (F) KN	Sıkma Torku Tightening Torque (Nm)	Max. Yük Max. Load (F) KN
I1	M6	5	0.9	5	0.95
I2			2.1		2.20
I3			1.9		2.00
I4	M8	12	2.7	12	2.95
I5			1.7		2.50



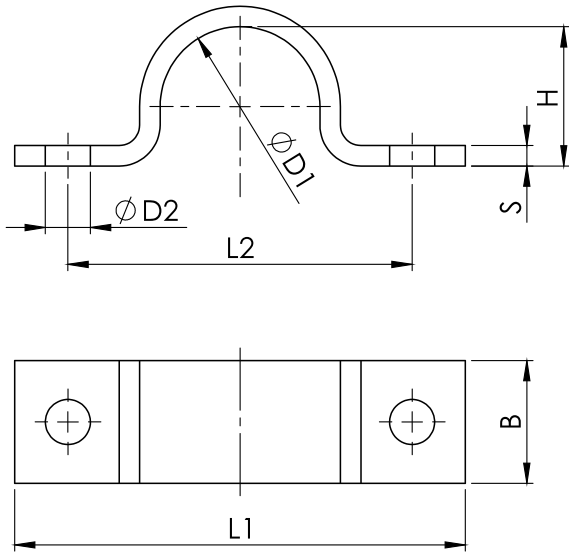
ØD1	Dış Çap (ØD) O.D. of Pipe / Tube/Hose mm	Anma Çapı (R) Boru Dış Nominal Bore Pipe inch	L1	L2	S1	S2	ØD2	B	Ek Parçalar Accessories	Sipariş Kodu Order Code
20	15		57							K003567.020
22	15		59							K003567.022
25	20	R 3/4	62							K003567.025
27	20	R 3/4	66							K003567.027
30	25	R 1	68							K003567.030
34	25	R 1	72	15	5	7	11.5	30	M10x30 M10	K003567.034
38	32	R 1 1/4	76							K003567.038
43	32	R 1 1/4	82							K003567.043
45	40	R 1 1/2	84							K003567.045
49	40	R 1 1/2	88							K003567.049
57	50	R 2	104							K003567.057
61	50	R 2	108							K003567.061
77	65	R 2 1/2	122	18	6	9	14	40	M12x35 M12	K003567.077
89	80	R 3	136							K003567.089
108	100	R 4	172							K003567.108
115	100	R 4	178							K003567.115
133	125	R 5	196							K003567.133
140	125	R 5	204							K003567.140
159	150	R 6	222	24	8	11	18	50	M16x45 M16	K003567.159
169	150	R 6	232							K003567.169
194	175		258							K003567.194
216	200		280							K003567.216
220	200		284							K003567.220
267	250		342							K003567.267
273	250		348							K003567.273
318	300		392							K003567.318
324	300		398	30	8	14	23	60	M20x50 M20	K003567.324
356	350		432							K003567.356
368	350		444							K003567.368
407	400		498							K003567.407
419	450		510							K003567.419
458	450		550							K003567.458
508	500		600							K003567.508
521	500		614	36	10	18	27	70	M24x60 M24	K003567.521
610	600		717							K003567.610
712	700		812							K003567.712
813	800		913							K003567.813
915	900		1016							K003567.915



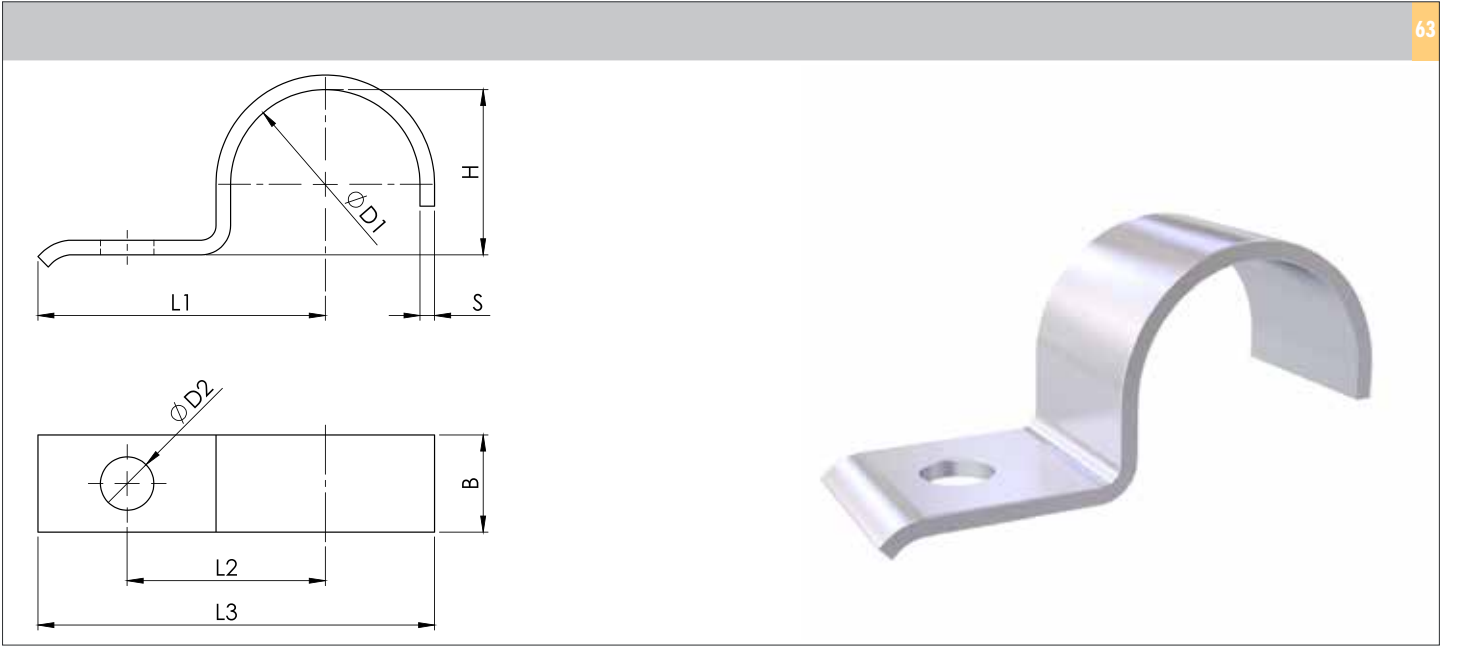
ØD1	Dış Çap (ØD) O.D. of Pipe / Tube/Hose mm	Anma Çapı (R) Boru Dış Nominal Bore Pipe inch	L1	L2	L3	S1	S2	ØD2	B	Ek Parçalar Accessories	Sipariş Kodu Order Code							
20	15	R 3/4	57	15	46	5	7	11.5	30	M10x30 M10	K003567.020B							
22			59								K003567.022B							
25	62	K003567.025B																
27	66	K003567.027B																
30	68	K003567.030B																
34	72	K003567.034B																
38	76	K003567.038B																
43	82	K003567.043B																
45	84	K003567.045B																
49	88	K003567.049B																
57	50	R 2	104	18	54	6	9	14	40	M12x35 M12	K003567.057B							
61			108								K003567.061B							
77			122								K003567.077B							
89	80	R 3	136	24	70	8	11	18	50	M16x45 M16	K003567.089B							
108	172	K003567.108B																
115	178	K003567.115B																
133	196	K003567.133B																
140	204	K003567.140B																
159	222	K003567.159B																
169	232	K003567.169B																
194	258	K003567.194B																
216	280	K003567.216B																
220	284	K003567.220B																
267	250	R 4	342	30	86	8	14	23	60	M20x50 M20	K003567.267B							
273			348								K003567.273B							
318	392	K003567.318B																
324	398	K003567.324B																
368	444	K003567.368B																
407	400	R 2	498								36	104	10	18	27	70	M24x60 M24	K003567.407B
419			510															K003567.419B
521			614															K003567.521B



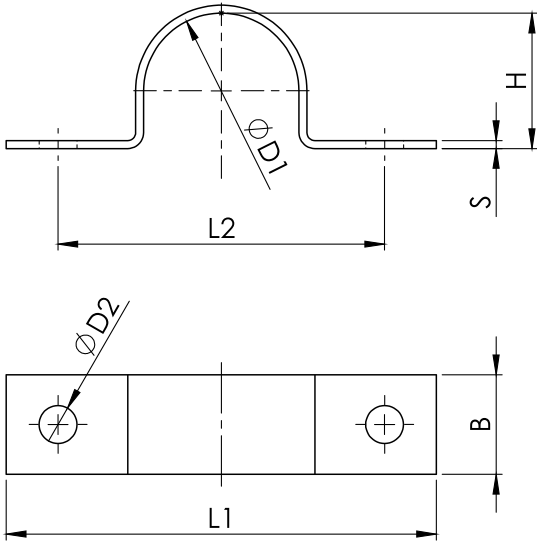
ØD1	Çap Aralığı Diameter Range	L1	L2	L3	H	D2	B	S	Sipariş Kodu Order Code
7	5,5- 7	22	14	27,5	5	6,6	16	2	K131592.007
9	7 - 9	27	18	33,5	6		20		K131592.009
13	9,5 - 13	40	25	49,5	9	11	25	3	K131592.013
15,5	13 - 15,5	41	26	52	12				K131592.015
19	15,5 - 19	43	28	55,5	15	14	30	5	K131592.019
23	20 - 23	51	35	67	19				K131592.023
26	23 - 26	52	36	70	22	14	30	5	K131592.026
28,5	26 - 28,5	53	37	73	24				K131592.028
31	28,5-31	55	39	75,5	27	14	40	5	K131592.031
36	33-36	57	41	81	32				K131592.036
39	36-39	59	43	83,5	34	18	40	5	K131592.039
43	39-43	68	48	94,5	38				K131592.043
46	43-46	70	50	98	41	18	40	8	K131592.046
49	46-49	73	53	105,5	44				K131592.049
52	49-52	76	56	110	47	18	40	8	K131592.052
58	53-58	78	58	115	52				K131592.058
61	58-61	80	60	118,5	57				K131592.061



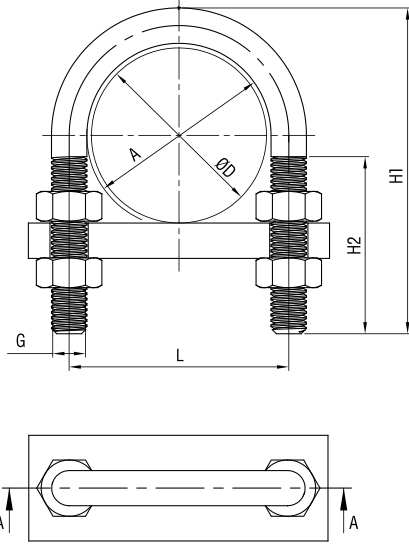
ØD1	Çap Aralığı Diameter Range	L1	L2	H	D2	B	S	Sipariş Kodu Order Code		
7	5,5-7	44	28	5	6,6	16	2	K131593.007		
9	7 - 9	48	32	6		20	2	K131593.009		
13	9,5 - 13	52	36	9		2	K131593.013			
15,5	13 - 15,5	56	40	12		K131593.015				
19	15,5 - 19	60	44	15		K131593.019				
23	20 - 23	82	56	19	11	25	3	K131593.023		
26	23 - 26	84	58	22				K131593.026		
28,5	26 - 28,5	90	64	24				K131593.028		
31	28,5-31	90	64	27				K131593.031		
36	33-36	106	80	32	11	30	5	K131593.036		
39	36-39	110	84	34				K131593.039		
43	39-43	120	88	38	14			K131593.043		
46	43-46	122	90	41				K131593.046		
49	46-49	122	90	44	14	40	5	K131593.049		
58	53-58	142	110	52				K131593.058		
61	58-61	142	110	57				K131593.061		
71	67-71	152	120	66				K131593.071		
77	73-77	176	136	72	18	40	5	K131593.077		
81	77-81	184	144	76				K131593.081		
91	86-91	198	158	85	18			40	8	K131593.091
103	99-103	214	174	98						K131593.103
109	105-109	220	180	104		K131593.109				
115	110-115	226	186	109		K131593.115				



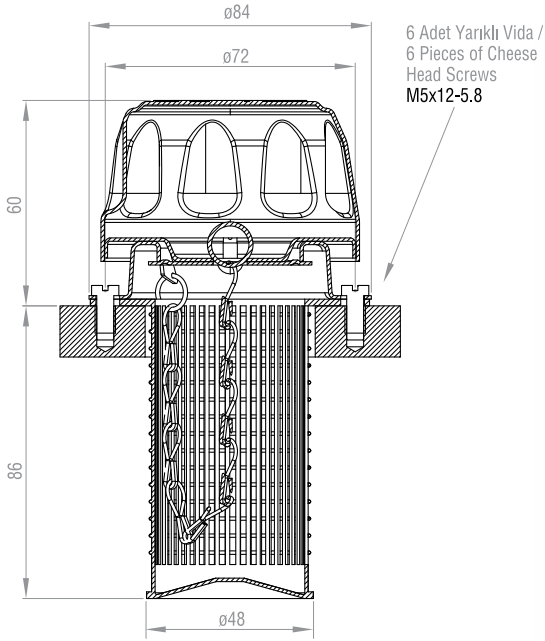
ØD1	Çap Aralığı Diameter Range	L1	L2	L3	H	D2	B	S	Sipariş Kodu Order Code
7	5,5 - 7	26	14	31,5	5	6,6	16	2	K131596.007
9	7 - 9	28	16	34,5	6				K131596.009
13	9,5 - 13	30	18	38,5	9		20	2	K131596.013
15,5	13 - 15,5	32	20	41,8	12				K131596.015
19	15,5 - 19	34	22	45,5	15				K131596.019
23	20 - 23	43	28	57,5	19	9	25	3	K131596.023
26	23 - 26	44	29	60	22				K131596.026
28,5	26 - 28,5	47	32	64,5	24				K131596.028
31	28,5 - 31	47	32	65,5	27				K131596.031
33	31-33	56	36	75,5	29				K131596.033
36	33-36	57	40	78	32	11	30	3	K131596.036
39	36-39	59	42	81,5	34				K131596.039
43	39-43	61	44	85,5	38				K131596.043
46	43-46	62	45	88	41				K131596.046
49	46-49	67	48	95,5	44				K131596.049
52	49-52	72	53	102	47	14	40	4	K131596.052
58	53-58	74	55	107	52				K131596.058
61	58-61	77	58	11,5	56				K131596.061



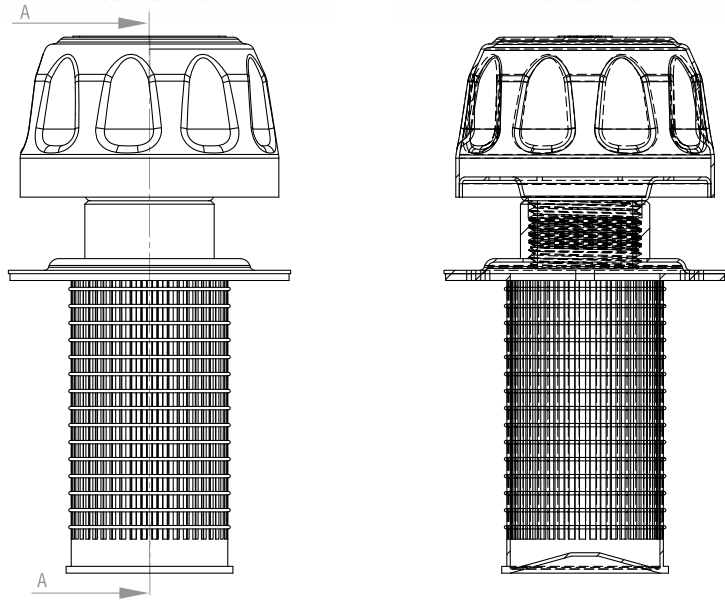
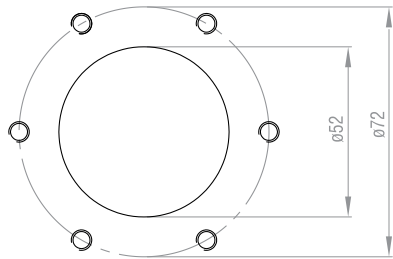
ØD1	Çap Aralığı Diameter Range	L1	L2	H	D2	B	S	Sipariş Kodu Order Code
7	5,5- 7	44	28	5				K131597.007
9	7 - 9	48	32	6				K131597.009
13	9,5 - 13	52	36	9	5,5	16	1,5	K131597.013
15,5	13 - 15,5	56	40	12				K131597.015
19	15,5 - 19	60	44	15				K131597.019
23	20 - 23	76	56	19				K131597.023
26	23 - 26	78	58	22				K131597.026
28,5	26 - 28,5	84	64	24	6,6	20	2	K131597.028
31	28,5 - 31	84	64	27				K131597.031
33	31-33	92	72	29				K131597.033
36	33-36	104	80	32				K131597.036
39	36-39	108	84	34				K131597.039
43	39-43	112	88	38	9	25	3	K131597.043
46	43-46	114	90	41				K131597.046
49	46-49	118	90	44				K131597.049
52	49-52	134	106	47				K131597.052
58	53-58	138	110	52	11	30	3	K131597.058
61	58-61	138	110	56				K131597.061



DN	Dış Çap (ØD) O.D. of Pipe / Tube / Hose mm	Anma Çapı (R) Boru Dışı Nominal Bore Pipe inch	A	H1	H2	L	G	Sipariş Kodu Order Code
20	25 26.9	- 3/4	30	70	40	40	M10	L6UB020.D02
25	30 33.7	- 1	38	76		48		L6UB025.D02
32	38 42.4	- 1 1/4	46	86		56		L6UB032.D02
40	44.5 48.3	- 1 1/2	52	92	50	62	M12	L6UB040.D02
50	57 60.3	- 2	64	109		76		L6UB050.D02
65	76.1	2 1/2	82	125	60	94	M16	L6UB065.D02
80	88.9	3	94	138		106		L6UB080.D02
100	108 114.3	- 4	120	171		136		L6UB100.D02
125	133 139.7	- 5	148	191	70	164	M20	L6UB125.D02
150	159 168.3	- 6	176	217		192		L6UB150.D02
175	191 193.7	- -	202	249		218		L6UB175.D02
200	216 219.1	- 8	228	283	70	248	M24	L6UB200.D02
250	267 273	- 10	282	334		302		L6UB250.D02
300	318 323.9	- 12	332	385		352		L6UB300.D02
350	355.6 368	- -	378	435	70	402	M24	L6UB350.D02
400	406.4 419	- -	428	487		452		L6UB400.D02
500	508 521	- -	530	589		554		L6UB500.D02



Montaj Detayı / Mounting Detail



- Ara Kapak / Breather Cap** : Çelik Krom Kaplanmış / Steel, Chrome Coated
Üst Kapak / Cover : Çelik Krom Kaplanmış / Steel, Chrome Coated
Filtre / Filter : Plastik / Plastic
Filtreleme Derecesi / Filter Micron Rating : 300µm
Conta / Gaskets : Mantar - Kauçuk / Cork - Rubber

Sipariş Kodu Order Code	Ölçü Size	Tip Type
L3D100R00N	Orta / Middle (Ø80 mm)	Klipsli, Kromajlı, Zincirli / Clip on, Chrome Plated, Chained
L3D100R00B	Orta / Middle (Ø80 mm)	Klipsli, Siyah Boyalı / Clip on, Black
L3D100V00B	Orta / Middle (Ø80 mm)	Vidalı (R1"), Siyah Boyalı / Screwed (R1"), Black
L3D100V00N	Orta / Middle (Ø80 mm)	Vidalı (R1"), Kromajlı / Screwed (R1"), Chrome Plated
L3D100PA00	Küçük / Small (Ø50 mm)	Vidalı (R1"), Plastik / Screwed (R1"), Plastic

Keleççe Gövdesi Malzemeleri ve Malzeme Özellikleri / Clamp Body Materials and Materials Properties				
	P	N	A	T
Keleççe Gövde Malzemeleri Clamp Body Materials	Polipropilen (Kopolimer) PP Polypropilene (Copolymer) PP	Polyamid PA Polyamide PA	Alüminyum AL Aluminium AL	Termoplastik Elastomer TPE Thermoplastic Elastomer TPE
Mekanik Özellikler Mechanical Properties				
Izod Darbe Dayanımı (Çentikli, 23°C) Izod Impact Strength (Notched, 23°C)	> 40 KJ/m ² ISO 180	> 5 KJ/m ² ISO 180	---	---
Izod Darbe Dayanımı (Çentikli, -30°C) Izod Impact Strength (Notched, -30°C)	> 6 KJ/m ² ISO 180	> 2 KJ/m ² ISO 180	---	---
Elastisite Modülü Modulus of Elasticity	1200 - 1250 N/mm ² ISO 527-2	> 2000 N/mm ² ISO 527-2	70.000 N/mm ²	3.6 N/mm ² (Modulus @100) ASTM D 412
Çekme Dayanımı Tensile Strength at Yield	> 23 N/mm ² ISO 527-2	> 60 N/mm ² ISO 527-2	> 160 N/mm ² DIN EN 10002	> 3.95 N/mm ² ASTM D 412
Sertlik Hardness	> 80 ISO 2039-2 (Rockwell-R)	> 70 ISO 868 (Shore D)	> 80 Brinell Hardness	> 85 ASTM D 2240 (Shore A)
Isıl Özellikler Thermal Properties				
Önerilen Sıcaklık Aralığı Recommended Temperature Range	-30°C + 90°C	-40°C + 120°C	Max. 300°C	-40°C + 120°C
Kimyasal Özellikler Chemical Properties				
Zayıf Asitler, Solventler Weak Acids, Solvents	Koşula Bağlı Dayanıklı Conditionally Consistent	Koşula Bağlı Dayanıklı Conditionally Consistent	Koşula Bağlı Dayanıklı Conditionally Consistent	Dayanıklı Consistent
Benzin, Madeni Yağlar Benzine, Mineral Oils	Koşula Bağlı Dayanıklı Conditionally Consistent	Dayanıklı Consistent	Dayanıklı Consistent	Koşula Bağlı Dayanıklı Conditionally Consistent
Alkol, Diğer Yağlar, Deniz Suyu Alcohol, Other Oils, Seawater	Dayanıklı Consistent	Dayanıklı Consistent	Dayanıklı Consistent	Dayanıklı Consistent

Tüm Metal Parçalar

- Standart olarak S1-37-2 (S235JR-EN 10025) karbon çelikten üretilir. İstek üzerine, paslanmaz kalite 304 veya 316 olarak üretilebilmektedir.
- Standart olarak Fe/Zn 8C Cr3-B galvaniz kaplanır. İstek üzerine, kaplamasız veya fosfat kaplamalı üretilebilmektedir.
- Standart dış tipi metriktrik. UNC, UNF gibi farklı diş tipleri de üretilebilmektedir.

All Metal Parts

- Are made of carbon steel S1-37-2 (S235JR-EN 10025) as a standard. Stainless steel (AISI 304, AISI 316) is also available upon request.
- Coated with Fe/Zn 8C Cr3-B galvanized as standard. Untreated, phosphated, zinc-nickel or other alternative surface finishing are available upon request.
- Are metric threaded as a standard. Other alternative threads such as UNC, UNF are available upon request.

**Plastik Parçalar**

- Polipropilen, polyamid ve TPE gruplarında talebe bağlı olarak **UL 94** ve **EN 45545-2** standardına uygun V-0 yanmazlık sınıfında ürünler üretilebilmektedir.

Plastic Parts


- Polypropilene, Polyamide and TPE plastic parts could be V-0 resistant acc. to **UL 94** and **EN 45545-2** upon request.

Malzeme ve Kaplama Çeşitleri

Material and Surface Finishing

	CrNi 316 Paslanmaz Çelik AISI 316 Stainless Steel
	CrNi 304 Paslanmaz Çelik AISI 304 Stainless Steel
	Karbon Çelik, Delta DMS Kaplamalı, Kırmızı Pas Dayanımı: 1.000 saat Carbon Steel, Delta DMS coated, Red Rust Resistance: 1.000h.
	Karbon Çelik, Çinko Nikel (Fe/ZnNi) Kaplama, Kırmızı Pas Dayanımı: 720 saat Carbon Steel, Zinc/nickel (Fe/ZnNi) coated, Red Rust Resistance: 720h.
	Karbon Çelik Fe/Znph Fosfat Kaplamalı Carbon Steel Fe/Znph Phosphated
	Karbon Çelik Fe/Zn 8C Galvaniz ve Mavi Krom Kaplamalı Carbon Steel Fe/Zn 8C Galvanized and Blue-Chromating



* Plastik Enjeksiyon ve Talaşlı İmalatta, farklı uygulamalara yönelik tasarım ve üretim desteği.
* Injection Moulded or Machined Product Design for various applications.

